



Daftar Isi

Contents

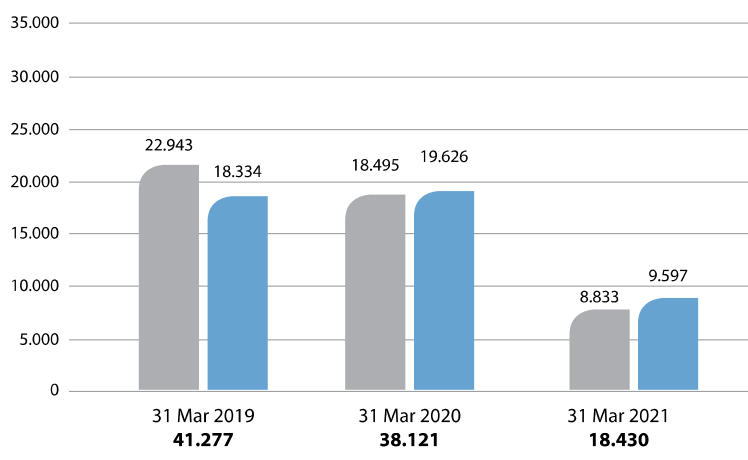
2	DATA KEUANGAN PENTING/FINANCIAL HIGHLIGHTS	50	PENGIKATAN MATERIAL UNTUK INVESTASI BARANG MODAL/ MATERIAL BINDING FOR CAPITAL GOODS INVESTMENT
2	Grafik/Graphs	50	INFORMASI DAN FAKTA MATERIAL SETELAH TANGGAL LAPORAN AKUNTAN/INFORMATION AND MATERIAL FACTS AFTER THE DATE OF ACCOUNTANT'S REPORT
3	Laporan Posisi Keuangan/Statements of Financial Position	50	INFORMASI MATERIAL MENGENAI INVESTASI, EKSPANSI, DIVESTASI, PENGGABUNGAN/PELEBURAN USAHA, AKUISISI, RESTRUKTURISASI UTANG/MODAL/INFORMATION ON MATERIAL INVESTMENT, EXPANSION, DIVESTMENT, BUSINESS MERGER/CONSOLIDATION, ACQUISITION, DEBT/CAPITAL RESTRUCTURING
4	Laporan Laba (Rugi) Komprehensif/Statement of Comprehensive Income	50	INFORMASI TRANSAKSI MATERIAL YANG MENGANDUNG BENTURAN KEPENTINGAN DAN TRANSAKSI AFILIASI/ INFORMATION ON MATERIAL TRANSACTION CONTAINING CONFLICT OF INTEREST AND TRANSACTION WITH AFFILIATED PARTIES
5	(Rugi) Laba Per Saham/(Loss) Earning Per Share	50	KEBIJAKAN DIVIDEN/DIVIDEND POLICY
5	Data Per Saham/Data Per Share	51	PERUBAHAN KEBIJAKAN AKUNTANSI/CHANGE OF ACCOUNTING POLICY
6	Rasio-Rasio Perseroan/Company Ratio's	51	RALISASI DANA HASIL PENAWARAN UMUM/REALIZATION OF PUBLIC OFFERING PROCEEDS
6	Modal Kerja Bersih/Net Working Capital	51	PERUBAHAN PERATURAN PERUNDANG-UNDANGAN YANG BERPENGARUH/CHANGES IN REGULATIONS THAT HAVE SIGNIFICANT IMPACT
7	Harga Saham dan Dividen/Share Price and Dividend Ekspor/ Export	51	ASPEK PEMASARAN/MARKETING ASPECT
12	PROFIL PERUSAHAAN/COMPANY PROFILE	53	PROSPEK USAHA/BUSINESS PROSPECT
12	Sekilas PT Centex/PT Centex in Brief	55	TARGET TAHUN 2021/TARGET IN YEAR 2021
12	Alamat Perseroan/Address of the Company	56	TATA KELOLA PERUSAHAAN/GOOD CORPORATE GOVERNANCE
13	Bidang Kegiatan Usaha/Business Activities	58	Dewan Komisaris Perseroan/Board of Commissioners
13	Visi dan Misi/Vission and Mission	60	Dewan Direksi Perseroan/Board of Directors
14	Sertifikat dan Penghargaan/Certificate and Award	66	Komite Audit/Audit Committee
15	Profil Dewan Komisaris dan Dewan Direksi/Profile Board of Commissioners and Board of Directors	71	Sekretaris Perseroan/Corporate Secretary
21	Komposisi Kepemilikan Saham/Composition of Shareholders	72	Audit Internal/Internal Audit
24	Kronologis Pencatatan Saham/Chronology of Share Listing	74	Sistem Pengendalian Internal/Internal Control System
24	Lembaga dan Profesi Penunjang Pasar Modal/Capital Market Support Institution and Professions	75	Manajemen Risiko/Risk Management
25	Pengembangan Sumber Daya Manusia/Human Resources Development	77	Evaluasi atas Sistem Manajemen Risiko/Evaluation of Risk Management System
27	Struktur Organisasi Perusahaan/Organization Structure of the Company	77	Akuntan Publik/Public Accountant
28	LAPORAN DEWAN KOMISARIS/REPORT OF THE BOARD OF COMMISSIONERS	77	Penyebaran Informasi/Dissemination of the Company's Information
31	LAPORAN DIREKSI/REPORT OF THE BOARD OF DIRECTORS	78	Informasi Sanksi Administratif/Information Of Administrative Sanctions
36	ANALISA DAN PEMBAHASAN MANAJEMEN/ MANAGEMENT DISCUSSION AND ANALYSIS	78	Kode Etik/Code Of Ethics
36	Tinjauan Operasional Per Segmen Usaha/Operational Overview per Business Segment	79	Budaya Perusahaan dan Perilaku Organisasi/Corporate Culture and organization Behavior
37	Analisa dan Pembahasan Kinerja Keuangan/Analysis and Discussion Of Financial Performance	80	Sistem Pengaduan Pelanggaran/Whistleblowing System
37	Laporan Posisi Keuangan/Statement of Financial Position	80	Penanganan, Pengelolaan dan Sarana Pengaduan/Handling, Managing and Facility of Complaints
38	Total Aset/Total Assets	81	TANGGUNG JAWAB SOSIAL PERUSAHAAN/ CORPORATE SOCIAL RESPONSIBILITY
41	Liabilitas/Liabilities	82	Tanggung jawab Sosial bidang Ketenagakerjaan, Kesehatan dan Keselamatan kerja Social Responsibility on manpower, Occupational health and Safety
42	Ekuitas/Equity	84	Lingkungan Hidup/Environment
43	Laporan Laba Rugi dan Penghasilan Komprehensif Lain/ Statement of Profit or Loss and Other Comprehensive	85	Pengembangan Sosial Masyarakat/Social Community Development
44	Penjualan Neto/Net Sales	87	Tanggung Jawab Produk terhadap Pelanggan/Responsibility of Product on Customers
44	Beban Pokok Penjualan/Cost of Sales	93	SURAT PERNYATAAN ANGGOTA DEWAN KOMISARIS DAN DIREKSI TENTANG TANGGUNG JAWAB ATAS LAPORAN TAHUNAN 2020/STATEMENT OF MEMBER OF THE BOARD OF COMMISSIONERS AND THE BOARD OF DIRECTORS ON THE ANNUAL REPORT 2020
44	Beban Usaha/Operating Expenses	93	LAPORAN KEUANGAN TAHUN BERAKHIR 31 MARET 2021 DAN 2020/ FINANCIAL STATEMENTS YEARD ENDED 31 MARCH 2021 AND 2020
44	Laba Bruto/Gross Profit	94	Surat Pernyataan Direksi Tentang Tanggung Jawab Atas Laporan Keuangan Untuk Tahun Berakhir 31 Maret 2021/ Statement of the Board of Director Regarding Responsibility on The Financial Statements Year Ended 31 March 2021
45	(Rugi) Laba Operasi/Operating (Loss) Profit		
45	(Rugi) Laba sebelum Pajak Penghasilan/(Loss) Profit Before Income Tax		
45	(Rugi) Laba/(Loss) Profit		
45	Jumlah Penghasilan Komprehensif/Total Comprehensive Income		
45	(Rugi) Laba Per Saham/(Loss) Earning Per Share		
46	Laporan Arus Kas/Cash Flow		
46	Kas dari Aktivitas Operasi/Cash from Operating Activities		
46	Kas dari aktivitas Investasi/Cash from Investing Activities		
47	Kas dari aktivitas pendanaan/Cash from Financing Activities		
48	TARGET DAN REALISASI 2020 SERTA PROYEKSI KEUANGAN 2021/TARGET AND REALIZATION IN 2020 AND FINANCIAL PROJECTION IN 2021		
48	KEMAMPUAN MEMBAYAR HUTANG DAN TINGKAT KOLEKTIBILITAS PIUTANG/SOLVENCY AND RECEIVABLES COLLECTABILITY RATE		
49	STRUKTUR MODAL DAN KEBIJAKAN MANAJEMEN ATAS STRUKTUR MODAL/CAPITAL STRUCTURE AND MANAGEMENT POLICY ON CAPITAL STRUCTURE		



Data Keuangan Penting Financial Highlights

GRAFIK | GRAPHIC

Penjualan Bersih | Net Sales



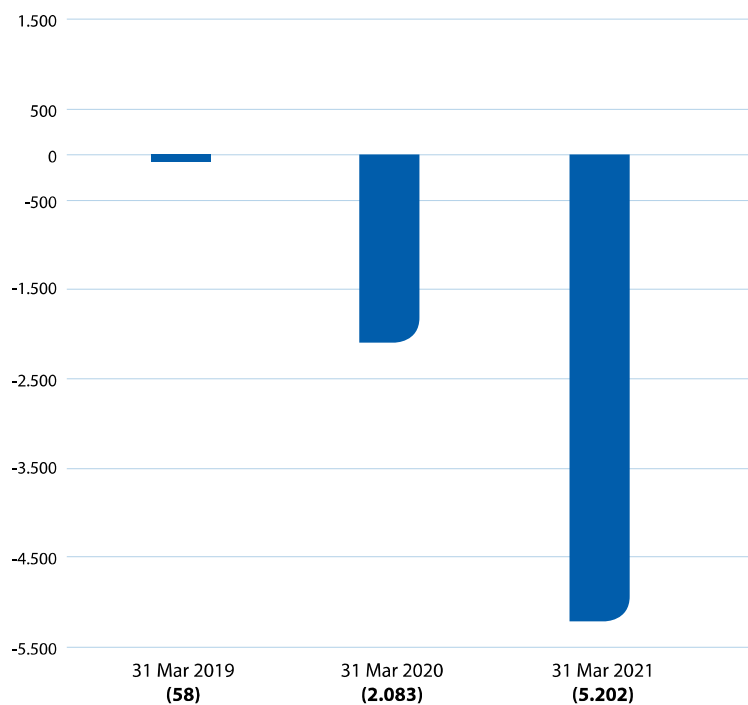
Tahun berakhir 31 Maret 2019,
31 Maret 2020 dan
31 Maret 2021
(Dalam ribuan US Dollar)

Year ended 31 March 2019,
31 March 2020 and
31 March 2021
(In thousands of US Dollar)

 Ekspor
Export

 Dalam Negeri
Domestic

Laba Rugi Komprehensif | Comprehensive Income Loss



Tahun berakhir 31 Maret 2019,
31 Maret 2020 dan
31 Maret 2021

(Dalam ribuan US Dollar)

Years ended 31 March 2019,
31 March 2020 and
31 March 2021

(In thousands of US Dollar)

LAPORAN POSISI KEUANGAN / STATEMENTS OF FINANCIAL POSITION
(Dalam ribuan US Dollar) / (In thousands of US Dollar)

31 Maret 31 March				
	2021	2020	2019	
Aset Lancar	11.498	16.579	18.968	Current Assets
Aset Tidak Lancar	25.118	27.325	28.524	Non-Current Assets
Jumlah Aset	36.616	43.904	47.492	Total Assets
Liabilitas Jangka Pendek	41.729	31.527	32.553	Current Liabilities
Liabilitas Jangka Panjang	2.521	14.809	15.287	Non-Current Liabilities
Total Liabilitas	44.250	46.336	47.840	Total Liabilities
Modal Saham dan Tambahan Modal disetor	18.489	18.489	18.489	Share Capital and Additional Paid in Capital
Akumulasi Rugi	(26.123)	(20.921)	(18.838)	Accumulated Deficit
Jumlah Ekuitas	(7.634)	(2.432)	(348)	Total Equity
Jumlah Liabilitas dan Ekuitas	36.616	43.904	47.492	Total Liabilities and Equity

LAPORAN POSISI KEUANGAN / STATEMENTS OF FINANCIAL POSITION
(Dalam persentase dari jumlah Aset) / (In percentage of total Assets)

31 Maret 31 March				
	2021	2020	2019	
Aset Lancar	31,40	37,76	39,94	Current Assets
Aset Tidak Lancar	68,60	62,24	60,06	Non-Current Assets
Jumlah Aset	100,00	100,00	100,00	Total Assets
Liabilitas Jangka Pendek	113,96	71,81	68,54	Current Liabilities
Liabilitas Jangka Panjang	6,89	33,73	32,19	Non-Current Liabilities
Modal Saham dan Tambahan Modal disetor	50,49	42,11	38,93	Share Capital and Additional Paid in Capital
Akumulasi Rugi	(71,34)	(47,65)	(39,66)	Accumulated Deficit
Jumlah Liabilitas dan Ekuitas	100,00	100,00	100,00	Total Liabilities and Equity

LAPORAN LABA RUGI KOMPREHENSIF / STATEMENTS OF COMPREHENSIVE INCOME
(Dalam ribuan US Dollar) / (In thousands of US Dollar)

31 Maret 31 March				
	2021	2020	2019	
Penjualan Neto	18.430	38.121	41.277	Net Sales
Beban Pokok Penjualan	(20.062)	(34.600)	(35.912)	Cost of Sales
(Rugi) Laba Bruto	(1.632)	3.521	5.365	Gross (Loss) Profit
Beban Usaha dan beban lain, neto	(3.109)	(4.207)	(3.884)	Operating Expenses and other expenses, net
(Rugi) Laba Operasi	(4.741)	(686)	1.481	Operating (Loss) Profit
Biaya Keuangan, Neto	(393)	(1.047)	(1.162)	Net Finance Cost
(Rugi) Laba sebelum Pajak Penghasilan	(5.134)	(1.733)	319	(Loss) Profit Before Income Tax
Manfaat (Beban) Pajak Penghasilan	10	(483)	(524)	Income Tax Benefit (Expenses)
Rugi	(5.124)	(2.216)	(205)	Loss
Pengukuran kembali atas liabilitas imbalan pasti	(78)	133	148	Remeasurements of defined benefit liabilities
Jumlah kerugian komprehensif	(5.202)	(2.083)	(58)	Total Comprehensive Loss

LAPORAN LABA RUGI KOMPREHENSIF / STATEMENTS OF COMPREHENSIVE INCOME
(Dalam Persentase Dari Penjualan Bersih) / (In Percentage Of Net Sales)

31 Maret 31 March				
	2021	2020	2019	
Penjualan Neto	100,00	100,00	100,00	Net Sales
Beban Pokok Penjualan	(108,86)	(90,76)	(87,00)	Cost of Sales
(Rugi) Laba Bruto	(8,86)	9,24	13,00	Gross (Loss) Profit
Beban Usaha dan beban lain, neto	(16,87)	(11,04)	(9,41)	Operating Expenses and other expenses, net
(Rugi) Laba Operasi	(25,73)	(1,80)	3,59	Operating (Loss) Profit
Biaya Keuangan, Neto	(2,13)	(2,75)	(2,81)	Net Finance Cost
Rugi) Laba sebelum Pajak Penghasilan	(27,86)	(4,55)	0,78	(Loss) Profit before Income Tax
Manfaat (Beban) Pajak Penghasilan	0,05	(1,26)	(1,27)	Income Tax Benefit (Expense)
Rugi	(27,81)	(5,81)	(0,49)	Loss

RUGI PER SAHAM / LOSS PER SHARE

31 Maret 31 March				
	2021	2020	2019	
Rugi tahun berjalan	(5.124)	(2.216)	(205)	Loss for the year
Jumlah rata-rata tertimbang saham seri A yang beredar	70.000	70.000	70.000	Weighted average outstanding shares of A series
Jumlah rata-rata tertimbang saham seri B yang beredar	130.000	130.000	130.000	Weighted average outstanding shares of B series
Jumlah Saham beredar	200.000	200.000	200.000	Total outstanding shares
Rugi per saham	(0,03)	(0.00)	(0.01)	Loss per share

DATA PER SAHAM / DATA PER SHARE

31 Maret 31 March				
	2021	2020	2019	
<u>DATA PENTING PER SAHAM</u> dalam US Dollar penuh (2019 sampai dengan 31 Maret 2021 jumlah saham yang beredar, 200.000.000 saham, nilai nominal @ Rp 50 per saham : 130.000.000 saham seri B dan 70.000.000 saham seri A)				<u>DATA PER SHARE</u> in US Dollar (2019 to 31 March 2021 total number of outstanding shares, 200,000,000 shares at par value of Rp 50 per share: 130,000,000 series B shares and 70,000,000 series A shares)
Rugi Tahun Berjalan	(5.124)	(2.216)	(205)	Loss for the year
Rugi per saham dasar	(0,03)	(0,01)	(0,00)	Basic Loss per share
Akumulasi Rugi	(26.123)	(20.921)	(18.838)	Accumulated Deficit
Ekuitas	(7.634)	(2.432)	(348)	Shareholders' Equity
Dividen Tunai	-	-	-	Cash Dividend
Rasio Pembayaran Dividen	-	-	-	Dividend Payout Ratio
Harga Pasar (BEI, sebelumnya BEJ) *	206	264	550	Market Price (ISE, previously JSE) *
Rasio Harga Pasar Terhadap Dividen	-	-	-	Price Dividend Ratio
Rasio Harga Pasar Terhadap Rugi Bersih	(0,55)	(1,69)	(37,36)	Price Earnings Ratio

* Rupiah

RASIO-RASIO PERSEROAN / COMPANY RATIOS

31 Maret 31 March				
	2021	2020	2019	
RASIO RUGI BERSIH TERHADAP JUMLAH ASET	(0,14)	(0,05)	(0,00)	RETURN ON ASSETS
RASIO RUGI BERSIH TERHADAP EKUITAS	0,68	0,91	0,59	RETURN ON EQUITY
RASIO RUGI BERSIH TERHADAP PENDAPATAN	(0,28)	(0,05)	(0,00)	RETURN ON SALES
RASIO LANCAR	0,28)	0,53	0,58	CURRENT RATIO
RASIO LIABILITAS TERHADAP EKUITAS	(5,80)	(19,05)	(137,42)	DEBT TO EQUITY RATIO
RASIO LIABILITAS TERHADAP JUMLAH ASET	1,21	1,06	1,01	DEBT TO ASSETS RATIO

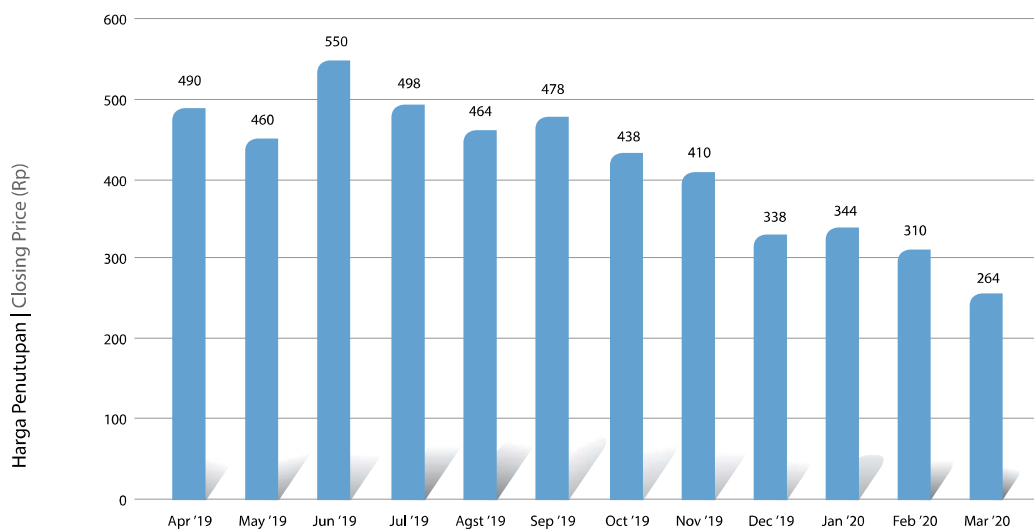
MODAL KERJA BERSIH / NET WORKING CAPITAL
(Dalam ribuan US Dollar / In thousands of US Dollar)

31 Maret 31 March				
	2021	2020	2019	
Modal Kerja Bersih	(30.231)	(14.948)	(13.585)	Net Working Capital

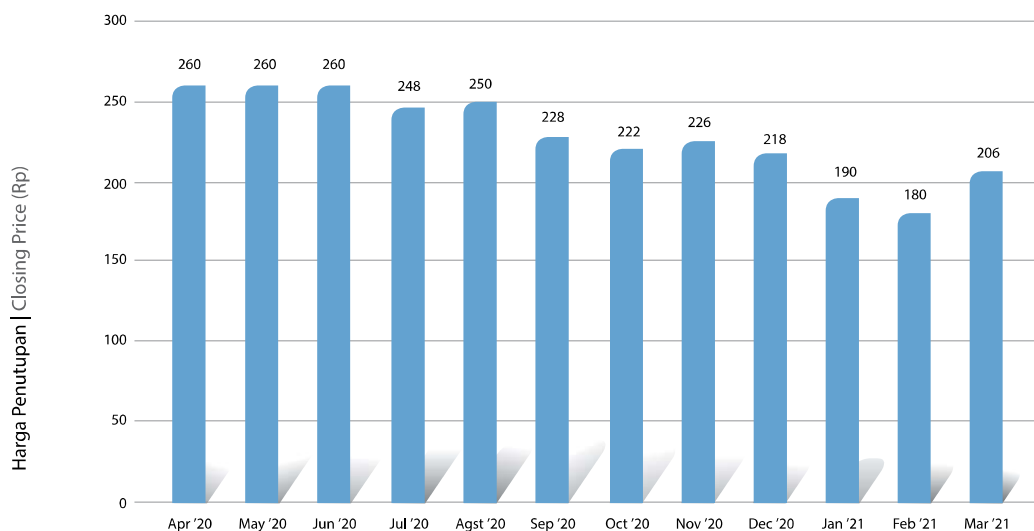
HARGA SAHAM DAN DIVIDEN

SHARE PRICE AND DIVIDEND

Kinerja Pergerakan Saham April 2019 s/d Maret 2020
Stock Price Movement April 2019 until March 2020



Kinerja Pergerakan Saham April 2020 s/d Maret 2021
Stock Price Movement April 2020 until March 2021



INFORMASI HARGA SAHAM

INFORMATION PRICE OF SHARES

Transaksi Saham Perseroan periode 1 April 2019 - 31 Maret 2020
Transaction share of the Company period in 1 April 2019 - 31 March 2020

Periode / Period 1 April 2019 -31 March 2020	Tertinggi/ Highest	Terendah/ Lowest	Penutupan/ Closing	Jumlah Saham / Shares Volume	Nilai / Values	Frekuensi / Frequency
	IDR	IDR	IDR		IDR	
April / April	600	414	490	88.600	44.500.100	77
Mei / May	590	390	460	69.000	32.367.500	114
Juni / June	730	430	550	134.300	65.781.000	79
Juli / July	600	430	498	97.600	45.216.900	66
Agustus / August	500	420	464	14.800	6.753.800	43
September / September	478	400	478	146.600	61.885.000	71
Oktober / October	466	392	438	25.900	11.238.600	23
Nopember / November	410	330	410	241.500	90.928.400	85
Desember / December	388	302	338	178.000	57.771.800	105
Januari / January	346	304	344	937.300	298.160.400	27
Februari / February	342	254	310	60.100	15.862.000	67
Maret / March	324	208	264	118.400	26.648.800	112
Jumlah / Total				2.112.100	757.114.300	869

Kapitalisasi Pasar sebesar Rp.18.480.000.000,-
Sumber: Bursa Efek Indonesia

Capitalization of Market Rp.18,480,000,000,-
Source: Indonesians Stock Exchange

Transaksi Saham Perseroan periode 1 April 2020 - 31 Maret 2021
Transaction share of the Company period in 1 April 2020 - 31 March 2021

Periode / Period 1 April 2019 -31 March 2020	Tertinggi/ Highest	Terendah/ Lowest	Penutupan/ Closing	Jumlah Saham / Shares Volume	Nilai / Values	Frekuensi / Frequency
	IDR	IDR	IDR		IDR	
April / April	266	232	260	160.300	40.001.800	118
Mei / May	260	252	260	37.000	9.417.800	13
Juni / June	264	242	260	51.500	13.323.400	10
Juli / July	262	226	248	111.900	27.196.000	44
Agustus / August	254	216	250	433.100	102.147.800	64
September / September	254	220	228	661.900	158.314.800	123
Oktober / October	244	210	222	733.300	161.938.200	132
Nopember / November	246	210	226	138.300	30.238.800	67
Desember / December	262	208	218	852.900	186.834.400	229
Januari / January	220	177	190	3.163.800	601.121.000	410
Februari / February	199	180	180	979.400	183.500.500	141
Maret / March	226	179	206	1.508.700	306.729.500	382
Jumlah / Total				8.832.100	1.820.224.000	1.733

Kapitalisasi Pasar sebesar Rp.14.420.000.000,-
Sumber: Bursa Efek Indonesia

Capitalization of Market Rp.14,420,000,000,-
Source: Indonesians Stock Exchange

Perseroan telah melakukan pemecahan nilai nominal saham dengan rasio 1:20 (satu berbanding dua puluh), agar jumlah saham yang dimiliki oleh pemegang saham bukan pengendali dan bukan pemegang saham utama akan menjadi lebih dari 50.000.000 sehingga persyaratan berdasarkan Peraturan Bursa Efek Indonesia No. I-A tentang Pencatatan Saham dan Efek Bersifat Ekuitas Selain Saham Yang Diterbitkan Oleh Perusahaan Tercatat sebagaimana termaktub dalam Keputusan Direksi PT. Bursa Efek Indonesia No.Kep-00001/BEI/01-2014, tanggal 20 Januari 2014, dapat terpenuhi.

Persetujuan Pemecahan nilai nominal saham sesuai surat PT. Bursa Efek Indonesia No.S-04759/BEI.PP1/08-2016 tanggal 3 Agustus 2016 dan pelaksanaan pemecahan nilai nominal saham efektif berlaku sejak tanggal 12 Agustus 2016.

Jumlah Saham yang beredar sebelum pemecahan nilai nominal saham sebagai berikut:

- a. Saham seri A sejumlah 3.500.000 dengan nilai nominal Rp.1.000,-
- b. Saham seri B sejumlah 6.500.000 dengan nilai nominal Rp.1.000,-

Jumlah Saham yang beredar setelah pemecahan nilai nominal saham sebagai berikut:

- a. Saham seri A sejumlah 70.000.000 dengan nilai nominal Rp.50,-
- b. Saham seri B sejumlah 130.000.000 dengan nilai nominal Rp.50,-

Untuk harga saham seri A sebelum pemecahan nilai nominal saham sebesar Rp.16.000,- dan setelah pemecahan nilai nominal saham sebesar Rp.800,-.

Sedangkan harga saham seri B sebelum pemecahan nilai nominal saham sebesar Rp.5.000,- dan setelah pemecahan nilai nominal saham sebesar Rp.250,-.

KEBIJAKAN DIVIDEN

Selama empat tahun berakhir dari tahun 2017 hingga 2020, Perseroan tidak membagikan dividen, disebabkan Perseroan masih mengalami akumulasi kerugian.

The Company has done split the nominal value of the shares with the ratio 1:20 to have the number of shares owned by the non controlling shareholders and non majority shareholders becomes more than 50,000,000 shares, so that the requirement under the above Indonesia Stock Exchange Listing Regulation Indonesia Stock Exchange Regulation No. I-A regarding Listing of Shares and Equity-Type Securities Other Than Shares Issued by Listed Companies as set forth in the Decree of the Board of Directors of PT. Bursa Efek Indonesia No. Kep-00001/BEI/01-2014, dated 20 January 2014 20 January 2014, can be complied with.

The approval stock split nominal of value of share, according letter by Indonesia Stock Exchange No.S-04759/BEI.PP1/08-2016 dated 3 August 2016 and the realization stock split nominal value effective by dated 12 August 2016.

Total of share which turn before stock split nominal value as follows:

- a. Total share series A of 3,500,000 with nominal value Rp1,000,-
- b. Total share series B of 6,500,000 with nominal value Rp1,000,-

Total of share which turn after stock split nominal value as follows:

- a. Total share series A of 70,000,000 with nominal value Rp 50,-
- b. Total share series B of 130,000,000 with nominal value Rp 50,-

The price share series A before stock split nominal value is Rp.16,000,- and after stock split is Rp 800,-.

The price share series B before stock split nominal value is Rp 5,000,- and after stock split nominal value is Rp 250,-.

DIVIDEND POLICY

For the four last years from 2017 until 2020, the Company's does not distributed dividend, caused the company's still accumulated loss.

EUROPE



UK



NETHERLAND



PORTUGAL



RUSSIA

MIDDLE EAST



UAE



KUWAIT



SAUDI ARABIA



BAHRAIN



QATAR



JORDANIA

ASIA



HONGKONG



BANGLADESH





OCEANIA



NEW ZEALAND



AUSTRALIA

SOUTH AMERICA



MEXICO

AFRICA



SOUTH AFRICA



CAMBODIA



VIETNAM



MYAMAR



SRILANKA



CHINA



SINGAPORE



MALAYSIA



JAPAN