


# CENTEX

PT. CENTURY TEXTILE INDUSTRY Tbk



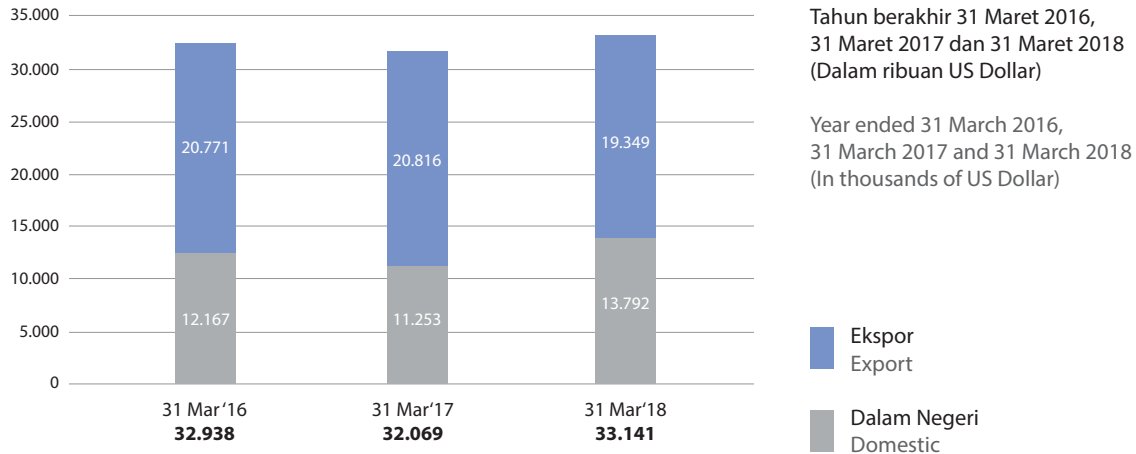
Laporan Tahunan | 2017 | Annual Report



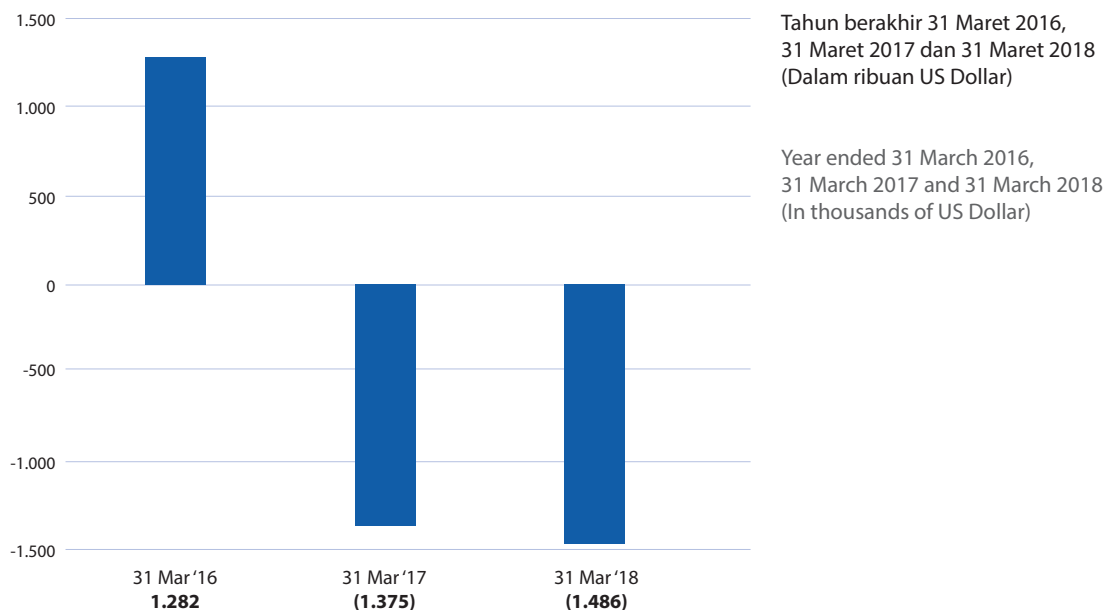
<b>2 DATA KEUANGAN PENTING / FINANCIAL HIGHLIGHTS</b>	
2 Grafik / Graphs	
3 Laporan Posisi Keuangan / Statements Of Financial Position	
4 Laporan Laba (Rugi) Komprehensif / Statement of Comprehensive Income	
5 (Rugi) Laba Per Saham / (Loss) Earning Per Share	
5 Data Per Saham / Data Per Share	
6 Rasio-Rasio Perseroan / Company Ratio's	
6 Modal Kerja Bersih / Net Working Capital	
6 Investasi / Investment	
7 Harga Saham dan Dividen / Share Price and Dividend	
10 Ekspor / Export	
<b>12 PROFIL PERUSAHAAN / COMPANY PROFILE</b>	
12 Sekilas PT Centex / PT Centex in Brief	
12 Alamat Perseroan / Address of the Company	
13 Bidang Kegiatan Usaha / Business Activities	
13 Visi dan Misi / Vission and Mission	
15 Sertifikat dan Penghargaan / Certificate and Award	
15 Profil Dewan Komisaris dan Dewan Direksi / Profile Board of Commissioners and Board of Directors	
21 Komposisi Kepemilikan Saham / Composition of Shareholders	
23 Kronologis Pencatatan Saham / Chronology of Share Listing	
24 Lembaga dan Profesi Penunjang Pasar Modal / Capital Market Support Institution and Professions	
25 Pengembangan Sumber Daya Manusia / Human Resources Development	
27 Struktur Organisasi Perusahaan / Organization Structure of The Company	
<b>28 LAPORAN DEWAN KOMISARIS / REPORT OF THE BOARD OF COMMISSIONERS</b>	
<b>32 LAPORAN DIREKSI / REPORT OF THE BOARD OF DIRECTORS</b>	
<b>36 ANALISA DAN PEMBAHASAN MANAJEMEN / MANAGEMENT DISCUSSION AND ANALYSIS</b>	
36 Tinjauan Operasional Per Segmen Usaha / Operational Overview per Business Segment	
37 Analisa dan Pembahasan Kinerja Keuangan / Analysis and Discussion Of Financial Performance	
37 Laporan Posisi Keuangan / Statement of Financial Position	
38 Total Aset / Total Assets	
40 Liabilitas / Liabilities	
42 Ekuitas / Equity	
42 Laporan Laba Rugi dan Penghasilan Komprehensif Lain / Statement of Profit or Loss and Other Comprehensive	
43 Penjualan Neto / Net Sales	
43 Beban Pokok Penjualan / Cost of Sales	
43 Beban Usaha / Operating Expenses	
43 Laba Bruto / Gross Profit	
43 (Rugi) Laba Operasi / Operating (Loss) Profit	
43 (Rugi) Laba sebelum Pajak Penghasilan / (Loss) Profit Before Income Tax	
43 (Rugi) Laba / (Loss) Profit	
43 Penghasilan Komprehensif Lain / Other Comprehensive Income	
43 (Rugi) Laba Per Saham / (Loss) Earning Per Share	
43 Laporan Arus Kas / Cash Flow	
45 Kas dari Aktivitas Operasi / Cash from Operating Activities	
46 Kas dari aktivitas Investasi / Cash from Investing Activities	
46 Kas dari aktivitas pendanaan / Cash from Financing Activities	
46 TARGET DAN REALISASI 2017 SERTA PROYEKSI KEUANGAN 2018 / TARGET AND REALIZATION IN 2017 AND FINANCIAL PROJECTION IN 2018	
47 KEMAMPUAN MEMBAYAR HUTANG DAN TINGKAT KOLEKTIBILITAS PIUTANG / SOLVENCY AND RECEIVABLES COLLECTABILITY RATE	
47 STRUKTUR MODAL DAN KEBIJAKAN MANAJEMEN ATAS STRUKTUR MODAL / CAPITAL STRUCTURE AND MANAGEMENT POLICY ON CAPITAL STRUCTURE	
48 PENGIKATAN MATERIAL UNTUK INVESTASI BARANG MODAL / MATERIAL BINDING FOR CAPITAL GOODS INVESTMENT	
48 INFORMASI DAN FAKTA MATERIAL SETELAH TANGGAL LAPORAN AKUNTAN / INFORMATION AND MATERIAL FACTS AFTER THE DATE OF ACCOUNTANT'S REPORT	
48 INFORMASI MATERIAL MENGENAI INVESTASI, EKSPANSI, DIVESTASI, PENGGABUNGAN/PELEBURAN USAHA, AKUISISI, RESTRUKTURISASI UTANG/MODAL / INFORMATION ON MATERIAL INVESTMENT, EXPANSION, DIVESTMENT, BUSINESS MERGER /CONSOLIDATION, ACQUISITION, DEBT/CAPITAL RESTRUCTURING	
48 INFORMASI TRANSAKSI MATERIAL YANG MENGANDUNG BENTURAN KEPENTINGAN DAN TRANSAKSI AFLIASI / INFORMATION ON MATERIAL TRANSACTION CONTAINING CONFLICT OF INTEREST AND TRANSACTION WITH AFFILIATED PARTIES	
48 KEBIJAKAN DIVIDEN / DIVIDEND POLICY	
48 PERUBAHAN KEBIJAKAN AKUNTANSI / CHANGE OF ACCOUNTING POLICY	
49 RALISASI DANA HASIL PENAWARAN UMUM / REALIZATION OF PUBLIC OFFERING PROCEEDS	
49 PERUBAHAN PERATURAN PERUNDANG-UNDANGAN YANG BERPENGARUH / CHANGES IN REGULATIONS THAT HAVE SIGNIFICANT IMPACT	
49 ASPEK PEMASARAN / MARKETING ASPECT	
50 PROSPEK USAHA / BUSINESS PROSPECT	
51 PERJALANAN KEDEPAN / THE WAY FORWARD	
51 TARGET TAHUN 2018 / TARGET IN YEAR 2018	
<b>52 TATA KELOLA PERUSAHAAN / GOOD CORPORATE GOVERNANCE</b>	
52 Dewan Komisaris Perseroan / Board of Commissioners	
55 Dewan Direksi Perseroan / Board of Directors	
60 Komite Audit / Audit Committee	
63 Sekretaris Perseroan / Corporate Secretary	
64 Audit Internal / Internal Audit	
66 Sistem Pengendalian Internal / Internal Control System	
66 Manajemen Risiko / Risk Management	
68 Evaluasi atas Sistem Manajemen Risiko / Evaluation of Risk Management System	
68 Akuntan Publik / Public Accountant	
68 Penyebaran Informasi / Dissemination of the Company's Information	
68 Informasi Sanksi Administratif / Information Of Administrative Sanctions	
69 Kode Etik / Code Of Ethics	
69 Budaya Perusahaan dan Perilaku Organisasi / Corporate Culture and organization Behavior	
70 Sistem Pengaduan Pelanggaran / Whistleblowing System	
70 Penanganan, Pengelolaan dan Sarana Pengaduan / Handling, Managing and Facility of Complaints	
<b>71 TANGGUNG JAWAB SOSIAL PERUSAHAAN / CORPORATE SOCIAL RESPONSIBILITY</b>	
<b>76 SURAT PERNYATAAN ANGGOTA DEWAN KOMISARIS DAN DIREKSI TENTANG TANGGUNG JAWAB ATAS LAPORAN TAHUNAN 2017/ STATEMENT OF MEMBER OF THE BOARD OF COMMISSIONERS AND THE BOARD OF DIRECTORS ON THE ANNUAL REPORT 2017</b>	
<b>77 LAPORAN KEUANGAN TAHUN BERAKHIR 31 MARET 2018 DAN 2017 / FINANCIAL STATEMENTS YEARD ENDED 31 MARCH 2018 AND 2017</b>	
<b>80 Surat Pernyataan Direksi Tentang Tanggung Jawab Atas Laporan Keuangan Untuk Tahun Berakhir 31 Maret 2018 / Statement of the Board of Director Regarding Responsibility on The Financial Statements Year Ended 31 March 2018</b>	

## GRAFIK | GRAPHIC

## Penjualan Bersih | Net Sales



## Laba Rugi Komprehensif | Comprehensive Income Loss



**LAPORAN POSISI KEUANGAN / STATEMENTS OF FINANCIAL POSITION**  
**(Dalam ribuan US Dollar) / (In thousands of US Dollar)**

31 Maret   31 March				
	2018	2017	2016	
Aset Lancar	18.298	15.988	14.716	Current Assets
Aset Tidak Lancar	29.088	21.344	16.808	Non-Current Assets
Aset Lain – lain	746	1.192	420	Other Assets
Jumlah Aset	48.132	38.524	31.944	Total Assets
Liabilitas Jangka Pendek	32.809	34.521	27.130	Current Liabilities
Liabilitas Jangka Panjang	15.614	2.808	2.243	Non-Current Liabilities
Total Liabilitas	48.422	37.329	29.373	Total Liabilities
Modal Saham dan Tambahan Modal disetor	18.489	18.489	18.489	Share Capital and Additional Paid in Capital
Selisih Penilaian Kembali Aset Tetap	0	0	0	Revaluation Increment
Akumulasi Rugi	(18.779)	(17.294)	(15.918)	Accumulated Deficit
Total Ekuitas	(290)	1.195	2.571	Total Shareholders' Equity
Total Liabilitas dan Ekuitas	48.132	38.524	31.944	Total Liabilities and Shareholders' Equity

**LAPORAN POSISI KEUANGAN / STATEMENTS OF FINANCIAL POSITION**  
**(Dalam persentase dari jumlah Aset) / (In percentage of total Assets)**

31 Maret   31 March				
	2018	2017	2016	
Aset Lancar	38.02	41.50	46.06	Current Assets
Aset Tidak Lancar	60.43	55.40	52.62	Non-Current Assets
Aset Lain – lain	1.55	3.10	1.32	Other Assets
Jumlah Aset	100.00	100.00	100.00	Total Assets
Liabilitas Jangka Pendek	68.16	89.61	84.93	Current Liabilities
Liabilitas Jangka Panjang	32.44	7.29	7.02	Non-Current Liabilities
Modal Saham dan Tambahan Modal disetor	38.41	47.99	57.88	Share Capital and Additional Paid in Capital
Selisih Penilaian Kembali Aset Tetap	0.00	0.00	0.00	Revaluation Increment
Akumulasi Rugi	(39.01)	(44.89)	(49.83)	Accumulated Deficit
Total Liabilitas dan Ekuitas	100.00	100.00	100.00	Total Liabilities and Shareholders' Equity

**LAPORAN LABA RUGI KOMPREHENSIF / STATEMENTS OF COMPREHENSIVE INCOME**  
**(Dalam ribuan US Dollar) / (In thousands of US Dollar)**

31 Maret   31 March				
	2018	2017	2016	
Penjualan Neto	33.141	32.069	32.938	Net Sales
Beban Pokok Penjualan	(28.906)	(28.645)	(28.654)	Cost of Sales
Laba Kotor	4.235	3.424	4.284	Gross Profit
Beban Usaha	(4.772)	(4.030)	(2.702)	Operating Expenses
(Rugi) Laba Usaha	(537)	(606)	1.582	Operating (Loss) Profit
Biaya Keuangan Neto	(618)	(290)	(202)	Net Finance Cost
(Rugi) Laba sebelum Pajak	(1.155)	(896)	1.380	(Loss) Profit Before Tax
Penghasilan (Beban) Pajak	(228)	(478)	(98)	Tax (Expenses) Benefit
(Rugi) Laba setelah Pajak	(1.383)	(1.374)	1.282	(Loss) Profit After Tax
Kerugian aktuarial dari program pensiun imbalan pasti	(103)	(1)	(7)	Defined benefit plan actuarial losses
(Rugi) Laba Bersih	(1.486)	(1.375)	1.275	Net (Loss) Profit

**LAPORAN LABA RUGI KOMPREHENSIF / STATEMENTS OF COMPREHENSIVE INCOME**  
**(Dalam Persentase Dari Penjualan Bersih) / (In Percentage Of Net Sales)**

31 Maret   31 March				
	2018	2017	2016	
Penjualan Bersih	100.00	100.00	100.00	Net Sales
Beban Pokok Penjualan	(87.22)	(89.32)	(86.99)	Cost of Sales
Laba Kotor	12.77	10.68	13.01	Gross Profit
Beban Usaha	(14.40)	(12.57)	(8.20)	Operating Expenses
(Rugi) Laba Usaha	(1.62)	(1.89)	4.81	Operating (Loss) Profit
(Beban) Penghasilan Lain-lain	(1.86)	(0.90)	(0.62)	Other (Expenses) Income
(Rugi) Laba sebelum Pajak	(3.48)	(2.79)	4.19	(Loss) Profit before Tax
Penghasilan (Beban) Pajak	(0.69)	(1.49)	(0.30)	Tax (Expenses) Benefit
(Rugi) Laba Bersih	(4.16)	(4.28)	3.89	(Loss) Net Profit

**(RUGI) LABA PER SAHAM / (LOSS) EARNING PER SHARE**

	31 Maret   31 March			
	2018	2017	2016	
(Rugi) Laba tahun berjalan	(1.383)	(1.374)	1.282	(Loss) Profit for the year
Jumlah rata-rata tertimbang saham seri A yang beredar	70.000	53.375	3.500	Weighted average outstanding shares of A series
Jumlah rata-rata tertimbang saham seri B yang beredar	130.000	99.125	6.500	Weighted average outstanding shares of B series
Jumlah Saham beredar	200.000	152.500	10.000	Total outstanding shares
(Rugi) Laba per saham	(0.01)	(0.01)	0,13	(Loss) profit per share

**DATA PER SAHAM / DATA PER SHARE**

	31 Maret   31 March			
	2018	2017	2016	
<u>DATA PENTING PER SAHAM</u> dalam US Dollar penuh (2015 sampai dengan 31 Maret 2017 jumlah saham yang beredar, 200.000.000 saham nominal @ Rp 50 : 130.000.000 saham seri B dan 70.000.000 saham seri A)				<u>DATA PER SHARE</u> in US Dollar (2015 to 31 March 2017 number of share, 200,000,000 shares at par value of Rp 50 per share: 130,000,000 series B shares and 70,00,000 series A shares)
(Rugi) Laba Bersih	(1.383)	(1.374)	1.282	Net (Loss) Profit
(Rugi) Laba Bersih per saham Dasar	(0.01)	(0,01)	0,13	Primary Net (Loss) Profit per share
Akumulasi Rugi	(18.779)	(17.294)	(15.918)	Accumulated Deficit
Ekuitas	(290)	1.195	2.571	Shareholders' Equity
Dividen Tunai	-	-	-	Cash Dividend
Rasio Pembayaran Dividen	-	-	-	Dividend Payout Ratio
Harga Pasar (BEI, sebelumnya BEJ) *	466	775	14.550	Market Price (ISE, previously JSE) *
Rasio Harga Pasar Terhadap Dividen	-	-	-	Price Dividend Ratio
Rasio Harga Pasar Terhadap (Rugi) Laba Bersih	(0.003)	(0.006)	0.114	Price Earnings Ratio

\* Rupiah

### RASIO-RASIO PERSEROAN / COMPANY RATIOS

31 Maret   31 March				
	2018	2017	2016	
RASIO (RUGI) LABA BERSIH TERHADAP JUMLAH ASET	(0,03)	(0,04)	0,04	RETURN ON ASSETS
RASIO (RUGI) LABA BERSIH TERHADAP EKUITAS	4,77	(1,15)	0,50	RETURN ON EQUITY
RASIO (RUGI) LABA BERSIH TERHADAP PENDAPATAN	(0,04)	(0,04)	0,04	RETURN ON SALES
RASIO LANCAR	0,56	0,46	0,54	CURRENT RATIO
RASIO LIABILITAS TERHADAP EKUITAS	(166,97)	15,47	11,42	DEBT TO EQUITY RATIO
RASIO LIABILITAS TERHADAP JUMLAH ASET	1.01	0,97	0,92	DEBT TO ASSETS RATIO

### MODAL KERJA BERSIH / NET WORKING CAPITAL (Dalam ribuan US Dollar / In thousands of US Dollar)

31 Maret   31 March				
	2018	2017	2016	
Modal Kerja Bersih	(14,511)	(18,533)	(12,414)	Net Working Capital

### INVESTASI / INVESTMENT (Dalam ribuan US Dollar / In thousands of US Dollar)

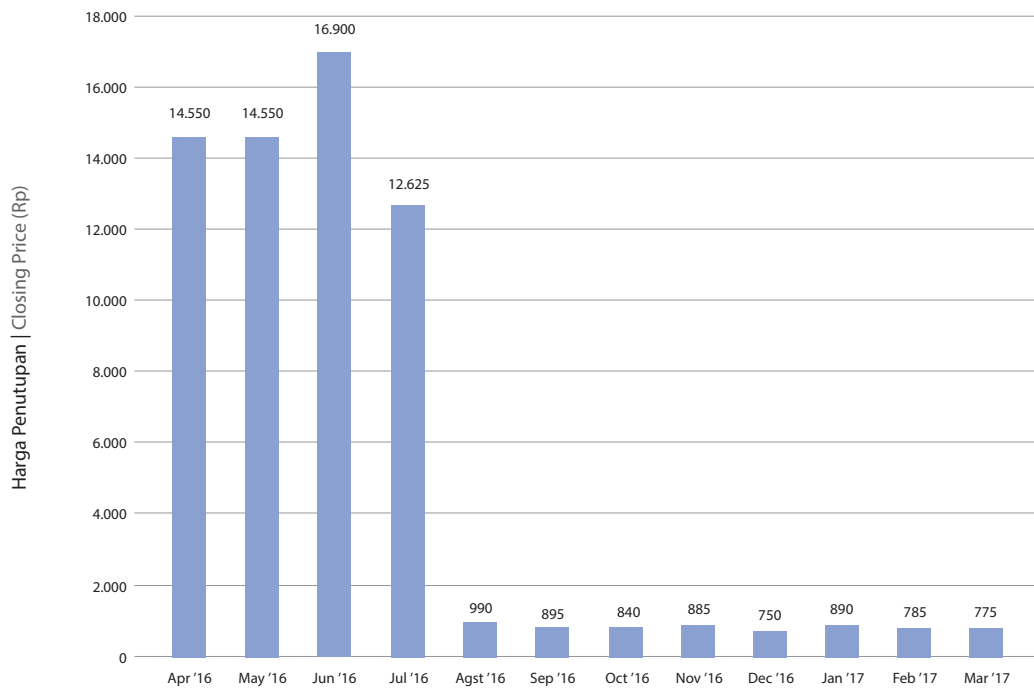
31 Maret   31 March				
	2018	2017	2016	
Jumlah Investasi	9.925	6,580	2,324	Total Investments



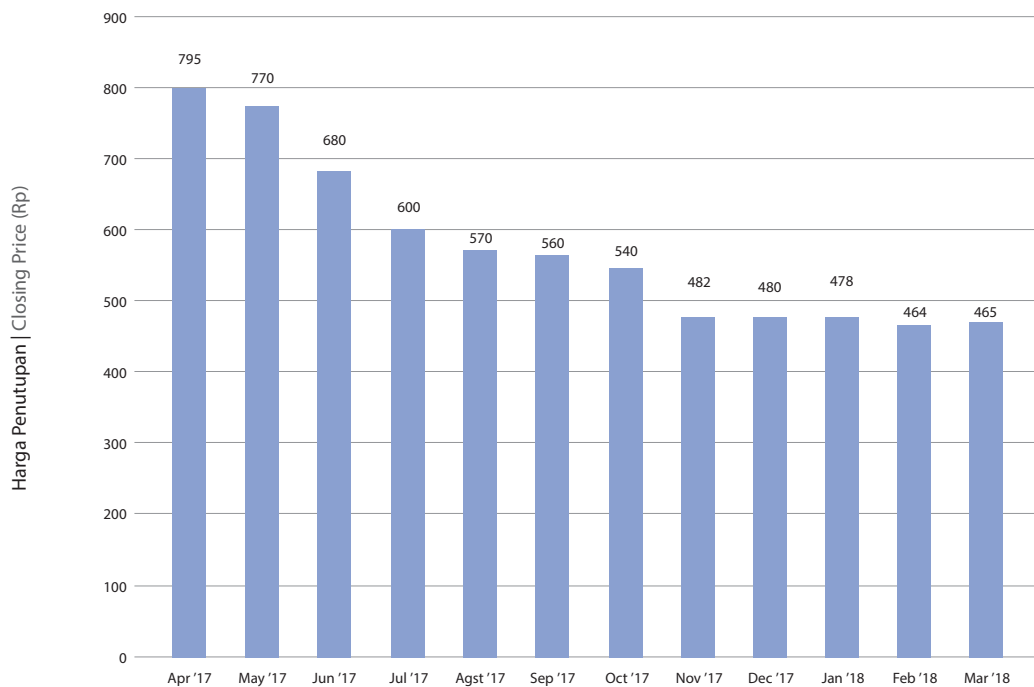
## HARGA SAHAM DAN DIVIDEN

## SHARE PRICE AND DIVIDEND

**Kinerja Pergerakan Saham April 2016 s/d Maret 2017**  
Stock Price Movement April 2016 until March 2017



**Kinerja Pergerakan Saham April 2017 s/d Maret 2018**  
Stock Price Movement April 2017 until March 2018



## INFORMASI HARGA SAHAM

## INFORMATION PRICE OF SHARES

### Transaksi Saham Perseroan periode 1 April 2016 – 31 Maret 2017 Transaction share of the Company period in 1 April 2016 - 31 March 2017

Periode / Period 2016 & 2017	Tertinggi/ Highest	Terendah/ Lowest	Penutupan/ Closing	Jumlah Saham / Shares Volume	Nilai / Values	Frekuensi / Frequency
	Rp	Rp	Rp		Rp	
April / April	14.550	14.550	14.550	0	0	0
Mei / May	14.550	14.550	14.550	0	0	0
Juni / June	16.900	14.550	16.900	200	3.145.000	2
Juli / July	16.900	11.375	12.625	1.600	23.750.000	12
Agustus / August	16.000	810	990	26.000	42.746.000	58
September / September	990	725	895	38.800	31.210.000	77
Oktober / October	990	750	840	75.700	61.857.000	103
Nopember / November	900	760	885	19.100	15.548.000	51
Desember / December	1.090	740	750	32.300	24.811.500	62
Januari / January	900	705	890	395.500	331.890.500	75
Februari / February	900	720	785	103.600	76.620.000	55
Maret / March	785	650	775	31.500	22.483.500	42
<b>Jumlah / Total</b>				724.100	630.916.500	535

Kapitalisasi Pasar sebesar Rp.54.250.000.000,-  
Sumber : Bursa Efek Indonesia

Capitalization of Market Rp.54,250,000,000,-  
Source : Indonesians Stock Exchange

### Transaksi Saham Perseroan periode 1 April 2017 - 31 Maret 2018 Transaction share of the Company period in 1 April 2017 - 31 March 2018

Periode / Period 2017 & 2018	Tertinggi/ Highest		Penutupan/ Closing	Jumlah Saham / Shares Volume	Nilai / Values	Frekuensi / Frequency
	Rp	Rp	Rp		Rp	
April / April	820	610	795	32.200	21.607.500	36
Mei / May	880	655	770	7.700	5.718.000	30
Juni / June	740	484	680	115.100	64.835.800	98
Juli / July	780	496	600	109.300	66.218.800	115
Agustus / August	760	540	570	219.300	126.939.100	259
September / September	585	515	560	79.400	42.286.500	99
Oktober / October	560	498	540	34.400	17.590.800	52
Nopember / November	525	430	482	190.000	85.161.500	91
Desember / December	500	440	480	11.900	5.412.400	36
Januari / January	478	440	478	29.600	13.280.600	10
Februari / February	505	444	464	76.500	35.724.100	101
Maret / March	486	444	466	21.700	10.074.000	52
<b>Jumlah / Total</b>				1.822.000	968.090.700	1.958

Kapitalisasi Pasar sebesar Rp.36.620.000.000,-  
Sumber : Bursa Efek Indonesia

Capitalization of Market Rp.36,620,000,000,-  
Source : Indonesians Stock Exchange

Perseroan telah melakukan pemecahan nilai nominal saham dengan rasio 1:20 (satu berbanding dua puluh), agar jumlah saham yang dimiliki oleh pemegang saham bukan pengendali dan bukan pemegang saham utama akan menjadi lebih dari 50.000.000 sehingga persyaratan berdasarkan Peraturan Bursa Efek Indonesia No. I-A tentang Pencatatan Saham dan Efek Bersifat Ekuitas Selain Saham Yang Diterbitkan Oleh Perusahaan Tercatat sebagaimana termaktub dalam Keputusan Direksi PT. Bursa Efek Indonesia No.Kep-00001/BEI/01-2014, tanggal 20 Januari 2014, dapat terpenuhi.

Persetujuan Pemecahan nilai nominal saham sesuai surat PT. Bursa Efek Indonesia No.S-04759/BEI.PP1/08-2016 tanggal 3 Agustus 2016 dan pelaksanaan pemecahan nilai nominal saham efektif berlaku sejak tanggal 12 Agustus 2016.

Jumlah Saham yang beredar sebelum pemecahan nilai nominal saham sebagai berikut:

- a. Saham seri A sejumlah 3.500.000 dengan nilai nominal Rp.1.000,-
- b. Saham seri B sejumlah 6.500.000 dengan nilai nominal Rp.1.000,-

Jumlah Saham yang beredar setelah pemecahan nilai nominal saham sebagai berikut :

- a. Saham seri A sejumlah 70.000.000 dengan nilai nominal Rp.50,-
- b. Saham seri B sejumlah 130.000.000 dengan nilai nominal Rp.50,-

Untuk harga saham seri A sebelum pemecahan nilai nominal saham sebesar Rp.16.000,- dan setelah pemecahan nilai nominal saham sebesar Rp.800,-.

Sedangkan harga saham seri B sebelum pemecahan nilai nominal saham sebesar Rp.5.000,- dan setelah pemecahan nilai nominal saham sebesar Rp.250,-.

## KEBIJAKAN DIVIDEN

Selama empat tahun berakhir dari tahun 2014 hingga 2017, Perseroan tidak membagikan dividen, disebabkan Perseroan masih mengalami akumulasi kerugian.

The company's has done split the nominal value of the shares with the ratio 1:20 to have the number of shares owned by the non controlling shareholders and non majority shareholders becomes more than 50,000,000 shares, so that the requirement under the above Indonesia Stock Exchange Listing Regulation Indonesia Stock Exchange Regulation No. I-A regarding Listing of Shares and Equity-Type Securities Other Than Shares Issued by Listed Companies as set forth in the Decree of the Board of Directors of PT. Bursa Efek Indonesia No. Kep-00001/BEI/01-2014, dated 20 January 2014 20 January 2014, can be complied with.

The approval stock split nominal of value of share, according letter by Indonesia Stock Exchange No.S-04759/BEI.PP1/08-2016 dated 3 August 2016 and the realization stock split nominal value effective by dated 12 August 2016.

Total of share which turn before stock split nominal value as follows :

- a. Total share series A of 3.500.000 with nominal value Rp.1.000,-
- b. Total share series B of 6.500.000 with nominal value Rp.1.000,-

Total of share which turn after stock split nominal value as follows :

- a. Total share series A of 70.000.000 with nominal value Rp.50,-
- b. Total share series B of 130.000.000 with nominal value Rp.50,-

The price share series A before stock split nominal value is Rp.16.000,- and after stock split is Rp.800,-

The price share series B before stock split nominal value is Rp.5.000,- and after stock split nominal value is Rp.250,-

## DIVIDEND POLICY

For the four last years from 2014 until 2017, the Company's does not distributed dividend, caused the company's still accumulated loss.

**EUROPE**



UK



NETHERLAND



CANADA



GERMANY



POLAND



RUSSIA

**MIDDLE EAST**



U A E



KUWAIT



SAUDI ARABIA



BAHRAIN



QATAR



LEBANON

**ASIA**



SINGAPORE



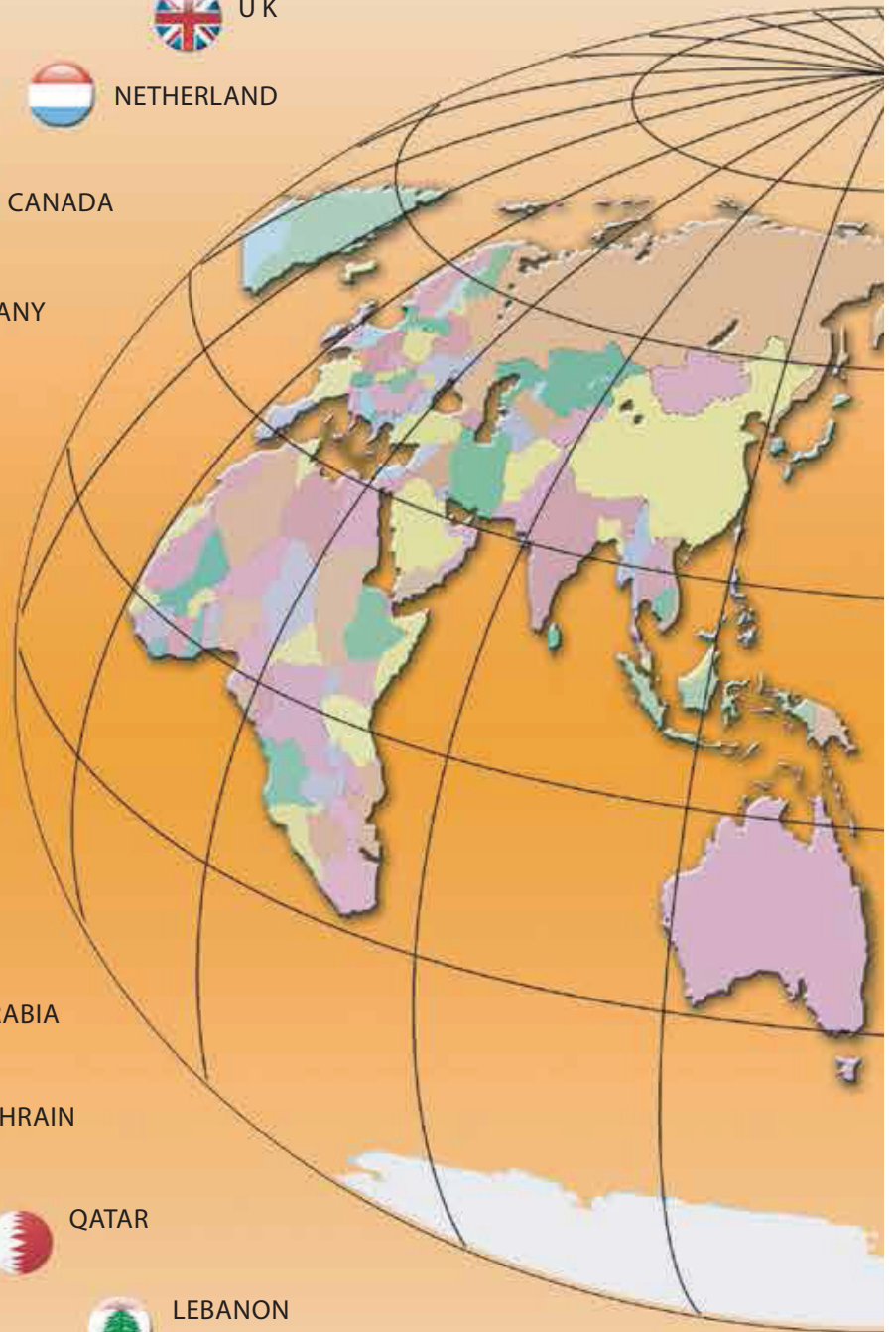
MALAYSIA



JAPAN



SRI LANGKA



## OCEANIA

NEW ZEALAND



AUSTRALIA



FIJI



## SOUTH AMERICA

NICARAGUA



MEXICO



## AFRICA

SOUTH AFRICA



CHINA



TAIWAN



VIETNAM



CAMBODIA



MYANMAR



THAILAND



BANGLADESH



HONGKONG

