



**2021**

**LAPORAN TAHUNAN  
DAN KEBERLANJUTAN**

Annual and Sustainability report

## DAFTAR ISI

### Table Of Content

|  |    |  |    |
|--|----|--|----|
| <b>DAFTAR ISI</b>  |    | <b>LAPORAN MANAJEMEN</b>                                 |    |
| <i>Table Of Content</i>                                    |    | <i>Management Reports</i>                                | 35 |
| <b>IKHTISAR KEUANGAN DAN INFORMASI SAHAM</b>               | 1  | Laporan Dewan Komisaris                                  | 36 |
| <i>Financial Highlights And Shares Information</i>         |    | <i>Report Of The Board Of Commissioners</i>              |    |
| Data Keuangan Penting                                      | 2  | Laporan Dewan Direksi                                    | 39 |
| <i>Financial Highlight</i>                                 |    | <i>Report Of The Board Of Directors</i>                  |    |
| Informasi Harga Saham                                      | 7  |  |    |
| <i>Information Price of Shares</i>                         |    | <b>ANALISA DAN PEMBAHASAN MANAJEMEN</b>                  | 45 |
| Aksi Korporasi   | 8  | <i>Management Discussion And Analysis</i>                |    |
| <i>Corporation Action</i>                                  |    | Tinjauan Operasional Per Segmen Usaha                    | 46 |
|  |    | <i>Operational Overview per Business Segment</i>         |    |
| <b>PROFIL PERUSAHAAN</b>                                   | 9  | Analisa dan Pembahasan Kinerja Keuangan                  | 47 |
| <i>Company Profile</i>                                     |    | <i>Analysis and Discussion of Financial Performance</i>  |    |
| Riwayat Perusahaan   | 10 | Target vs Realisasi dan Proyeksi                         | 56 |
| <i>Company Overview</i>                                    |    | <i>Target vs Realization and Projection</i>              |    |
| Informasi Perusahaan                                       | 11 | Kemampuan Membayar Hutang dan Kolektabilitas             | 56 |
| <i>Corporate Information</i>                               |    | <i>Solvency and Receivables Collectibility Rate</i>      |    |
| Kegiatan Usaha   | 11 | Struktur Modal   | 57 |
| <i>Business Activities</i>                                 |    | <i>Capital Structur</i>                                  |    |
| Produk Perseroan   | 12 | Pengikatan Material untuk Investasi Barang Modal         | 57 |
| <i>Company's Product</i>                                   |    | <i>Material Binding for Capital Goods Investment</i>     |    |
| Visi Dan Misi  | 13 | Informasi dan Fakta Material                             | 58 |
| <i>Vision And Mission</i>                                  |    | <i>Information and Material Facts</i>                    |    |
| Nilai-nilai Keberlanjutan                                  | 13 | Informasi Material tentang Investasi dan Ekspansi        | 58 |
| <i>Sustainability Values</i>                               |    | <i>Information on Material Investments and Expansion</i> |    |
| Keanggotaan Pada Asosiasi                                  | 13 | Informasi Transaksi Material                             | 58 |
| <i>Association Membership</i>                              |    | <i>Information on Material Transaction</i>               |    |
| Perubahan Organisasi Bersifat Signifikan                   | 13 | Kebijakan Dividen  | 59 |
| <i>Significant Organizational Changes</i>                  |    | <i>Dividend Policy</i>                                   |    |
| Wilayah Operasional  | 14 | Perubahan Kebijakan Akuntansi                            | 60 |
| <i>Operational Areas</i>                                   |    | <i>Change of Accounting Policy</i>                       |    |
| Skala Usaha  | 16 | Realisasi Dana Hasil Penawaran Umum                      | 60 |
| <i>Business Scale</i>                                      |    | <i>Realization of Public Offering Proceeds</i>           |    |
| Sertifikat dan penghargaan                                 | 16 | Perubahan Peraturan Perundang-undangan                   | 60 |
| <i>Certificates and Awards</i>                             |    | <i>Change in Regulation</i>                              |    |
| Dewan Direksi dan Komisaris                                | 17 | Aspek Pemasaran  | 60 |
| <i>Board of Directors and Board of Commissioners</i>       |    | <i>Marketing Aspect</i>                                  |    |
| Profil Dewan Komisaris                                     | 18 | Prospek Usaha  | 62 |
| <i>Board of Commissioners Profile</i>                      |    | <i>Business Prospect</i>                                 |    |
| Profil Direksi   | 22 | Target Tahun 2022  | 63 |
| <i>Board of Directors Profile</i>                          |    | <i>Target in Year 2022</i>                               |    |
| Komposisi Kepemilikan Saham                                | 27 |  |    |
| <i>Composition of Shareholders</i>                         |    |  |    |
| Informasi Pemegang Saham Utama dan Pengendali              | 29 |  |    |
| <i>Major and Controlling Shareholders Information</i>      |    |  |    |
| Kronologis Pencatatan Saham                                | 30 |  |    |
| <i>Cronology of Share Listing</i>                          |    |  |    |
| Entitas Anak / Asosiasi                                    | 31 |  |    |
| <i>Subsidiary</i>  |    |  |    |
| Informasi Penggunaan Jasa Akuntan Publik                   | 31 |  |    |
| <i>Information of using the Public Accountant Service</i>  |    |  |    |
| Lembaga dan Profesi Penunjang Pasar Modal                  | 31 |  |    |
| <i>Capital Market Support Institutions and Professions</i> |    |  |    |
| Sumber Daya Manusia  | 31 |  |    |
| <i>Human Resources</i>                                     |    |  |    |
| Struktur Organisasi  | 34 |  |    |
| <i>Organizational Structure</i>                            |    |  |    |



|   |           |   |           |
|---|-----------|---|-----------|
| <b>TATA KELOLA PERUSAHAAN</b>                   | <b>65</b> | <b>LAPORAN KEBERLANJUTAN</b>                                | <b>97</b> |
| <i>Corporate Governance</i>                     |           | <i>Sustainability Report</i>                                |           |
| Tata Kelola Perusahaan                          | 66        | Strategi Berkelanjutan                                      | 98        |
| <i>Corporate Governance</i>                     |           | <i>Sustainability Strategy</i>                              |           |
| Pedoman Penerapan Tata Kelola Perusahaan        | 67        | Ikhtisar Kinerja Aspek Keberlanjutan                        | 102       |
| <i>Implementation Of Guidelines For GCG</i>     |           | <i>Sustainability Aspect Performance Overview</i>           |           |
| Rapat Umum Pemegang Saham                       | 72        | Penjelasan Direksi  | 104       |
| <i>General Meeting Of Shareholders</i>          |           | <i>Explanation Of The Board Of Director</i>                 |           |
| Dewan Komisaris                                 | 74        | Tata Kelola Keberlanjutan                                   | 109       |
| <i>The Board Of Commissioners</i>               |           | <i>Sustainability Governance</i>                            |           |
| Direksi   | 78        | Kinerja Berkelanjutan                                       | 114       |
| <i>Board of Directors</i>                       |           | <i>Sustainable Performance</i>                              |           |
| Komite Audit                                    | 82        | Tanggung Jawab Pengembangan Jasa Berkelanjutan              | 130       |
| <i>Audit Committee</i>                          |           | <i>Responsibilities For Sustainable Service Development</i> |           |
| Fungsi Nominasi Dan Remunerasi                  | 85        |   |           |
| <i>The Nomination And Remuneration Function</i> |           | <b>SURAT PERNYATAAN ANGGOTA DIREKSI DAN</b>                 |           |
| Sekretaris Perusahaan                           | 86        | <b>ANGGOTA DEWAN KOMISARIS TENTANG</b>                      |           |
| <i>Corporate Secretary</i>                      |           | <b>TANGGUNG JAWAB ATAS LAPORAN TAHUNAN</b>                  |           |
| Unit Audit Internal                             | 87        | <b>DAN LAPORAN KEBERLANJUTAN 2021 PT CENTEX</b>             |           |
| <i>Internal Audit</i>                           |           | <b>TBK</b>  | 132       |
| Sistem Pengendalian Internal                    | 89        | <i>Statement Of The Board Of Commissioners And</i>          |           |
| <i>Internal Control System</i>                  |           | <i>Board Of Directors Bearing Responsibility For The</i>    |           |
| Sistem Manajemen Risiko                         | 90        | <i>2021 Annual Report And Sustainability Report Of</i>      |           |
| <i>Risk Management System</i>                   |           | <i>PT Centex Tbk</i>  |           |
| Perkara Hukum yang Dihadapi                     | 92        | Lembar Umpan Balik  | 133       |
| <i>On going Legal Cases</i>                     |           | <i>Feedback Sheet</i>                                       |           |
| Sanksi Administratif                            | 92        |   |           |
| <i>Administrative Sanctions</i>                 |           | Indeks Pojk No 29/Pojk.04/2016                              | 135       |
| Kode Etik                                       | 93        | <i>Pojk Index 29/Pojk.04/2016</i>                           |           |
| <i>Code Of Ethics</i>                           |           |   |           |
| Sistem Pengaduan Pelanggaran                    | 95        | Indeks Pojk No 51/Pojk.03/2017                              | 139       |
| <i>Whistleblowing Systems</i>                   |           | <i>Pojk Index 29/Pojk.04/2016 131</i>                       |           |
|   |           |   |           |
|   |           | Laporan Keuangan  | 143       |
|   |           | <i>Financial Report</i>                                     |           |



# IKHTISAR KEUANGAN DAN INFORMASI SAHAM

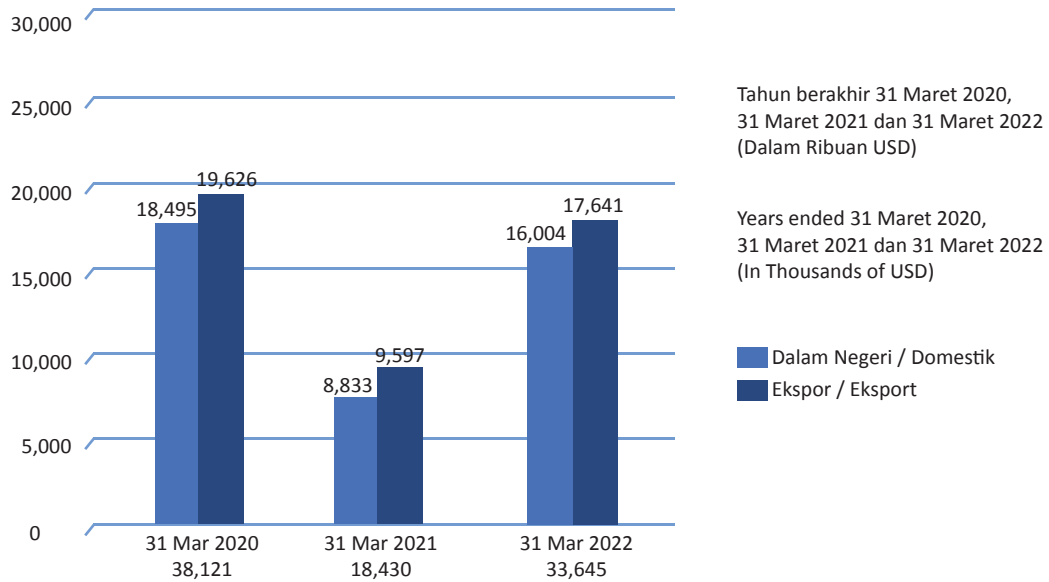
Financial Highlights and Stock Information



## DATA KAUANGAN PENTING

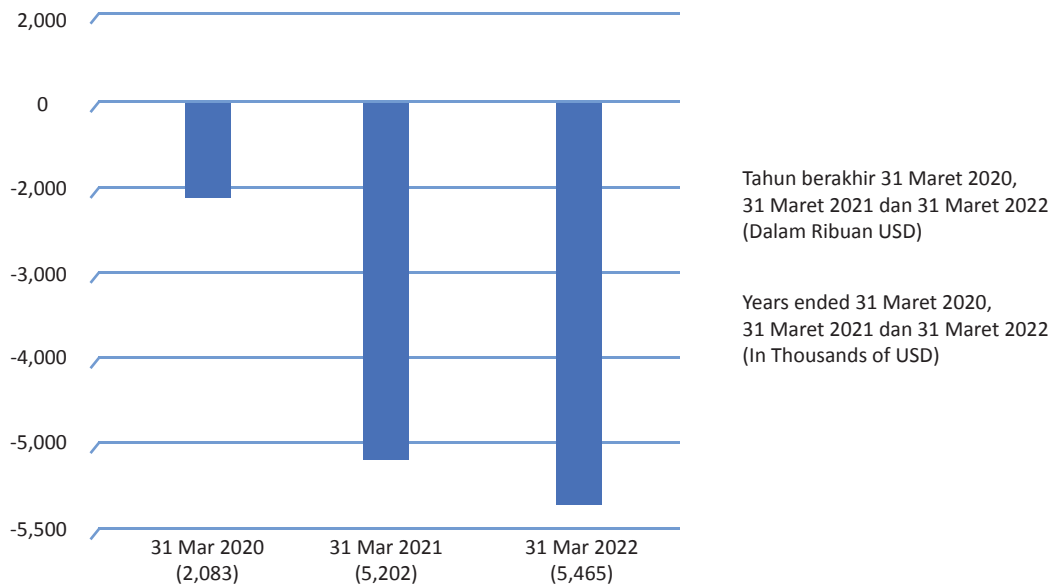
### Financial Highlights

#### PENJUALAN BERSIH / NET SALES



#### LABA RUGI KOMPREHENSIF

#### COMPREHENSIVE INCOME LOSS



**LAPORAN POSISI KEUANGAN / STATEMENTS OF FINANCIAL POSITION**  
(Dalam ribuan US Dollar) / (In thousands of US Dollar)

| 31 Maret   31 March           |             |             |             |                                     |
|-------------------------------|-------------|-------------|-------------|-------------------------------------|
|                               | 2022<br>USD | 2021<br>USD | 2020<br>USD |                                     |
| Aset lancar                   | 16.896      | 11.498      | 16.579      | <i>Current Assets</i>               |
| Aset Tidak Lancar             | 23.067      | 25.118      | 27.325      | <i>Non-Current Assets</i>           |
| Jumlah Aset                   | 39.963      | 36.616      | 43.904      | <i>Total Assets</i>                 |
| Liabilitas Jangka Pendek      | 50.400      | 41.729      | 31.527      | <i>Current Liabilities</i>          |
| Liabilitas Jangka Panjang     | 2.662       | 2.521       | 14.809      | <i>Non-Current Liabilities</i>      |
| Total Liabilitas              | 53.062      | 44.250      | 46.336      | <i>Total Liabilities</i>            |
| Modal Saham dan Tambahan      | 18.489      | 18.489      | 18.489      | <i>Share Capital and Additional</i> |
| Modal disetor                 |             |             |             | <i>Paid in Capital</i>              |
| Akumulasi Rugi                | (31.588)    | (26.123)    | (20.921)    | <i>Accumulated Deficit</i>          |
| Jumlah Ekuitas                | (13.099)    | (7.634)     | (2.432)     | <i>Total Equity</i>                 |
| Jumlah Liabilitas dan Ekuitas | 39.963      | 36.616      | 43.904      | <i>Total Liabilities and Equity</i> |

**LAPORAN POSISI KEUANGAN / STATEMENTS OF FINANCIAL POSITION**  
(Dalam persentase dari jumlah Aset) / (In percentage of total Assets)

| 31 Maret   31 March           |             |             |             |                                     |
|-------------------------------|-------------|-------------|-------------|-------------------------------------|
|                               | 2022<br>(%) | 2021<br>(%) | 2020<br>(%) |                                     |
| Aset lancar                   | 42,28       | 31,40       | 37,76       | <i>Current Assets</i>               |
| Aset Tidak Lancar             | 57,72       | 68,60       | 62,24       | <i>Non-Current Assets</i>           |
| Jumlah Aset                   | 100,00      | 100,00      | 100,00      | <i>Total Assets</i>                 |
| Liabilitas Jangka Pendek      | 126,12      | 113,96      | 71,81       | <i>Current Liabilities</i>          |
| Liabilitas Jangka Panjang     | 6,66        | 6,89        | 33,73       | <i>Non-Current Liabilities</i>      |
| Total Liabilitas              | 132,78      | 120,75      | 105,54      | <i>Total Liabilities</i>            |
| Modal Saham dan Tambahan      | 46,27       | 50,49       | 42,11       | <i>Share Capital and Additional</i> |
| Modal disetor                 |             |             |             | <i>Paid in Capital</i>              |
| Akumulasi Rugi                | (79,05)     | (71,34)     | (47,65)     | <i>Accumulated Deficit</i>          |
| Jumlah Liabilitas dan Ekuitas | 100,00      | 100,00      | 100,00      | <i>Total Liabilities and Equity</i> |

**LAPORAN LABA RUGI KOMPREHENSIF / STATEMENTS OF COMPREHENSIVE INCOME**  
(Dalam ribuan US Dollar) / (In thousands of US Dollar)

| 31 Maret   31 March  |               |               |               |   |
|--|---------------|---------------|---------------|---|
|  | 2022<br>(USD) | 2021<br>(USD) | 2020<br>(USD) |   |
| Penjualan Neto   | 33.645        | 18.430        | 38.121        | Net Sales                                     |
| Beban Pokok Penjualan  | 33.461        | (20.062)      | (34.600)      | Cost of Sales                                 |
| Laba (Rugi) Bruto  | 184           | (1.632)       | 3.521         | Gross Profit (Loss)                           |
| Beban Usaha dan beban lain, neto                                   | (4.910)       | (3.109)       | (4.207)       | Operating Expenses and other expenses, net    |
| (Rugi) Operasi   | (4.726)       | (4.741)       | (686)         | Operating (Loss)                              |
| Biaya Keuangan, Neto   | (343)         | (393)         | (1.047)       | Net Finance Costs                             |
| (Rugi) sebelum Pajak Penghasilan (Beban) Manfaat Pajak Penghasilan | (5.069)       | (5.134)       | (1.733)       | (Loss) Before Income Tax                      |
| Rugi   | (5.442)       | (5.124)       | (2.216)       | Income Tax (Expenses) Benefit Loss            |
| Pengukuran kembali atas liabilitas imbalan pasti                   | (23)          | (78)          | 133           | Remeasurements of defined benefit liabilities |
| Jumlah kerugian komprehensif                                       | (5.465)       | (5.202)       | (2.083)       | Total Comprehensive Loss                      |

Catatan : Perseroan tidak memiliki anak perusahaan, sehingga tidak ada laba / rugi yang dapat diatribusikan.  
Notes : The company does not have any subsidiaries, so there is no profit / loss attributable

**LAPORAN LABA RUGI KOMPREHENSIF / STATEMENTS OF COMPREHENSIVE INCOME**  
(Dalam persentase dari penjualan bersih) / (In percentage of net sales)

| 31 Maret   31 March  |             |             |             |  |
|--|-------------|-------------|-------------|--|
|  | 2022<br>(%) | 2021<br>(%) | 2020<br>(%) |  |
| Penjualan Neto   | 100,00      | 100,00      | 100,00      | Net Sales                                  |
| Beban Pokok Penjualan  | (99,45)     | (108,86)    | (90,76)     | Cost of Sales                              |
| Laba (Rugi) Bruto  | 0,55        | (8,86)      | 9,24        | Gross Profit (Loss)                        |
| Beban Usaha dan beban lain, neto                                   | (14,59)     | (16,87)     | (11,04)     | Operating Expenses and other expenses, net |
| (Rugi) Operasi   | (14,05)     | (25,73)     | (1,80)      | Operating (Loss)                           |
| Biaya Keuangan, Neto   | (1,02)      | (2,13)      | (2,75)      | Net Finance Costs                          |
| (Rugi) sebelum Pajak Penghasilan (Beban) Manfaat Pajak Penghasilan | (15,07)     | (27,86)     | (4,55)      | (Loss) Before Income Tax                   |
| Rugi   | (16,17)     | (27,81)     | (5,81)      | Income Tax (Expenses) Benefit Loss         |

Rugi per saham / Loss per share

| 31 Maret   31 March                                      |         |         |         |   |
|--|---------|---------|---------|---|
|  | 2022    | 2021    | 2020    |   |
| Rugi tahun berjalan                                      | (5.442) | (5.124) | (2.216) | Loss for the year                               |
| Jumlah rata-rata terdistribusi saham seri A yang beredar | 70.000  | 70.000  | 70.000  | Weighted average outstanding shares of A series |
| Jumlah rata-rata terdistribusi saham seri B yang beredar | 130.000 | 130.000 | 130.000 | Weighted average outstanding shares of B series |
| Jumlah Saham beredar                                     | 200.000 | 200.000 | 200.000 | Total outstanding shares                        |
| Rugi per saham   | (0,03)  | (0,03)  | (0,01)  | Loss per share                                  |

Data Per Saham / Data Per Share

| 31 Maret   31 March   |          |          |          |   |
|---|----------|----------|----------|---|
|   | 2022     | 2021     | 2020     |   |
| DATA PENTING PER SAHAM<br>dalam US Dollar penuh<br>(2020 sampai dengan<br>31 Maret 2022 jumlah saham<br>yang beredar,<br>200.000.000 saham,<br>nilai nominal @ Rp 50 per<br>saham : 130.000.000<br>saham seri B dan 70.000.000<br>saham seri A) |          |          |          | DATA PER SHARE<br>in US Dollar<br>(2020 to 31 March 2022 total<br>number of outstanding shares,<br>200,000,000 shares<br>at par value of Rp 50 per<br>share: 130,000,000<br>series B shares and 70,00,000<br>series A shares) |
| Rugi Tahun Berjalan   | (5.442)  | (5.124)  | (2.216)  | Loss for the year   |
| Rugi per saham dasar  | (0,03)   | 0,03     | (0,01)   | Basic Loss per share  |
| Akumulasi Rugi  | (31.588) | (26.123) | (20.921) | Accumulated Deficit   |
| Ekuitas   | (13.099) | (7.634)  | (2.432)  | Shareholders' Equity  |
| Dividen Tunai   | -        | -        | -        | Cash Dividend   |
| Rasio Pembayaran Dividen  | -        | -        | -        | Dividend Payout Ratio   |
| Harga Pasar (BEI, sebelumnya<br>BEJ) *  | 232      | 206      | 264      | Market Price (ISE, previously JSE) *  |
| Rasio Harga Pasar Terhadap<br>Dividen   | -        | -        | -        | Price Dividend Ratio  |
| Rasio Harga Pasar Terhadap<br>Rugi Bersih   | (0,59)   | (0,55)   | (1,69)   | Price Earnings Ratio  |

\*Rupiah

Rasio-Rasio Perseroan / Company Ratios

| 31 Maret   31 March                             |        |        |         |                        |
|---|--------|--------|---------|------------------------|
|   | 2022   | 2021   | 2020    |                        |
| RASIO RUGI BERSIH TERHADAP<br>JUMLAH ASET (ROA) | (0,14) | (0,14) | (0,05)  | (ROA) RETURN ON ASSETS |
| RASIO RUGI BERSIH TERHADAP<br>EKUITAS (ROE)     | 0,42   | 0,68   | 0,91    | (ROE) RETURN ON EQUITY |
| RASIO RUGI BERSIH<br>TERHADAP PENDAPATAN        | (0,16) | (0,28) | (0,05)  | RETURN ON SALES        |
| RASIO LANCAR                                    | 0,34   | 0,28   | 0,53    | CURRENT RATIO          |
| RASIO LIABILITAS TERHADAP<br>EKUITAS            | (4,05) | (5,80) | (19,05) | DEBT TO EQUITY RATIO   |
| RASIO LIABILITAS TERHADAP<br>JUMLAH ASET        | 1,33   | 1,21   | 1,06    | DEBT TO ASSETS RATIO   |

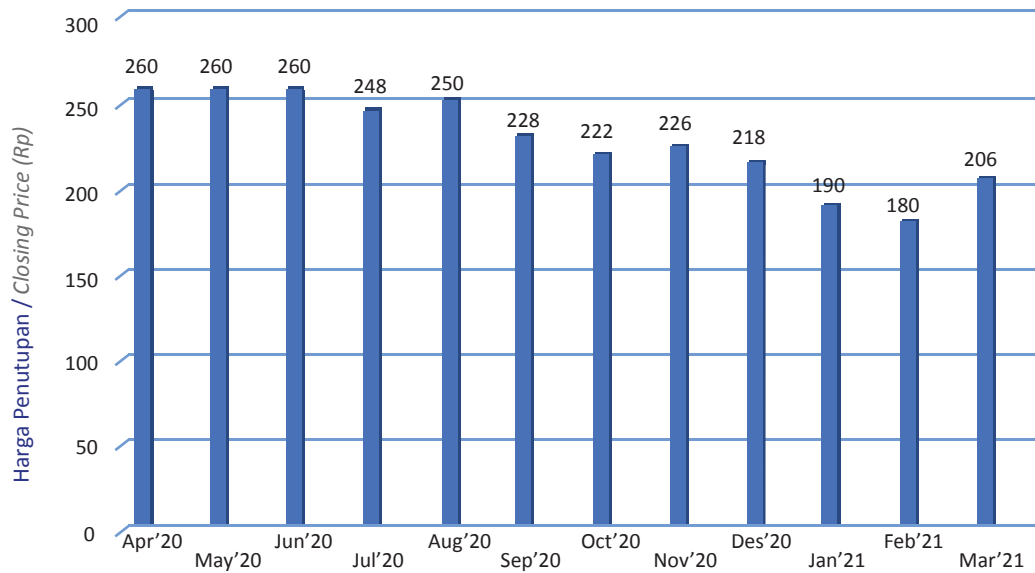
MODAL KERJA BERSIH / NET WORKING CAPITAL  
(Dalam ribuan US Dollar / In thousands of US Dollar)

| 31 Maret   31 March |          |          |          |                     |
|---------------------|----------|----------|----------|---------------------|
|                     | 2022     | 2021     | 2020     |                     |
| Modal Kerja Bersih  | (33.505) | (30.231) | (14.948) | Net Working Capital |

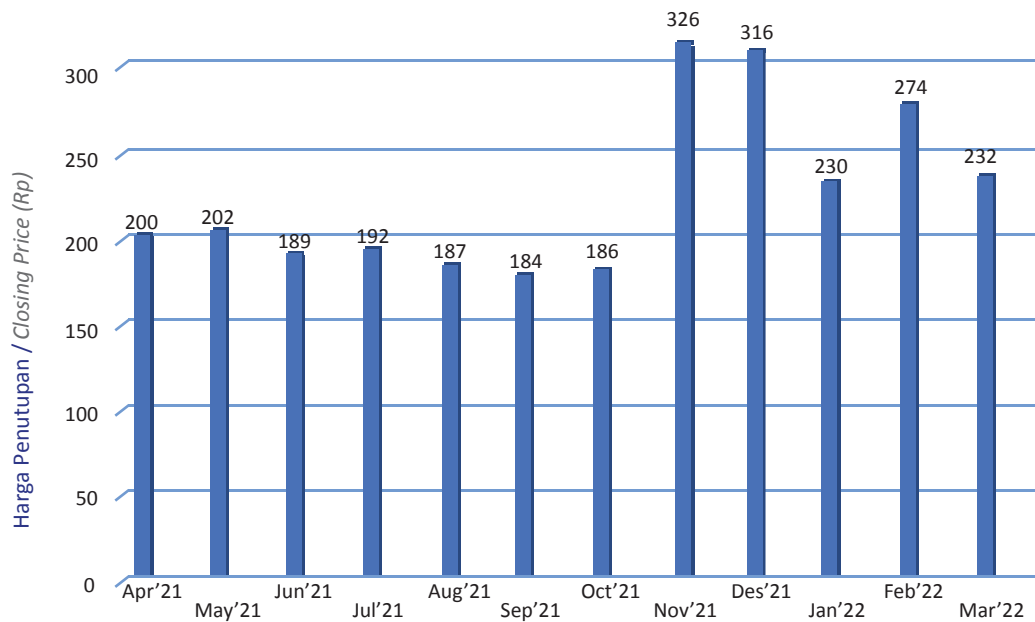


## HARGA SAHAM DAN DIVIDEN/ SHARE PRICE AND DIVIDENT

Kinerja Pergerakan Saham April 2020 s/d Maret 2021  
Stock Price Movement April 2020 until March 2021



Kinerja Pergerakan Saham April 2021 s/d Maret 2022  
Stock Price Movement April 2021 until March 2022



### INFORMASI HARGA SAHAM / INFORMATION PRICE OF SHARES

Transaksi Saham Perseroan periode 1 April 2020 - 31 Maret 2021  
Transaction share of the Company period in 1 April 2020 - 31 March 2021

| 31 Maret   31 March                              |                       |                     |                       |                                 |                      |                   |
|--|-----------------------|---------------------|-----------------------|---------------------------------|----------------------|-------------------|
| Periode / Period<br>1 April 2020 - 31 March 2021 | Tertinggi/<br>Highest | Terendah/<br>Lowest | Penutupan/<br>Closing | Jumlah Saham /<br>Shares Volume | Nilai /<br>Values    | Nilai /<br>Values |
|  | IDR                   | IDR                 | IDR                   |                                 | IDR                  |                   |
| April / April                                    | 266                   | 232                 | 260                   | 160.300                         | 40.001.800           | 118               |
| Mei / May  | 260                   | 252                 | 260                   | 37.000                          | 9.417.800            | 13                |
| Juni / June                                      | 264                   | 242                 | 260                   | 51.500                          | 13.323.400           | 10                |
| Juli / July                                      | 262                   | 226                 | 248                   | 111.900                         | 27.196.000           | 44                |
| Agustus / August                                 | 254                   | 216                 | 250                   | 433.100                         | 102.147.800          | 64                |
| September / September                            | 254                   | 220                 | 228                   | 661.900                         | 158.314.800          | 123               |
| Oktober / October                                | 244                   | 210                 | 222                   | 733.300                         | 161.938.200          | 132               |
| Nopember / November                              | 246                   | 210                 | 226                   | 138.300                         | 30.238.800           | 67                |
| Desember / December                              | 262                   | 208                 | 218                   | 852.900                         | 186.834.400          | 229               |
| Januari / January                                | 220                   | 177                 | 190                   | 3.163.800                       | 601.121.000          | 410               |
| Februari / February                              | 199                   | 180                 | 180                   | 979.400                         | 183.500.500          | 141               |
| Maret / March                                    | 226                   | 179                 | 206                   | 1.508.700                       | 306.729.500          | 382               |
| <b>Jumlah / Total</b>                            |                       |                     |                       | <b>8.832.100</b>                | <b>1.820.224.000</b> | <b>1.733</b>      |

Kapitalisasi Pasar sebesar Rp.14.420.000.000,-  
Sumber : Bursa Efek Indonesia

Capitalization of Market Rp.14.420.000.000,-  
Source : Indonesia Stock Exchange

Transaksi Saham Perseroan periode 1 April 2021 - 31 Maret 2022  
Transaction share of the Company period in 1 April 2021 - 31 March 2022

| 31 Maret   31 March                              |                       |                     |                       |                                 |                       |                          |
|--|-----------------------|---------------------|-----------------------|---------------------------------|-----------------------|--------------------------|
| Periode / Period<br>1 April 2021 - 31 March 2022 | Tertinggi/<br>Highest | Terendah/<br>Lowest | Penutupan/<br>Closing | Jumlah Saham /<br>Shares Volume | Nilai /<br>Values     | Frekuensi /<br>Frequency |
|  | IDR                   | IDR                 | IDR                   |                                 | IDR                   |                          |
| April / April                                    | 222                   | 191                 | 200                   | 466.000                         | 93.612.300            | 236                      |
| Mei / May  | 206                   | 186                 | 202                   | 632.100                         | 127.391.200           | 133                      |
| Juni / June                                      | 226                   | 186                 | 189                   | 125.500                         | 25.132.700            | 145                      |
| Juli / July                                      | 252                   | 174                 | 192                   | 723.600                         | 151.324.500           | 449                      |
| Agustus / August                                 | 199                   | 171                 | 187                   | 670.500                         | 118.755.900           | 259                      |
| September / September                            | 199                   | 171                 | 184                   | 552.000                         | 101.054.600           | 446                      |
| Oktober / October                                | 195                   | 171                 | 186                   | 322.900                         | 58.669.100            | 392                      |
| Nopember / November                              | 326                   | 179                 | 326                   | 17.010.600                      | 4.590.923.000         | 5.818                    |
| Desember / December                              | 376                   | 270                 | 316                   | 11.043.500                      | 3.563.674.600         | 3.833                    |
| Januari / January                                | 312                   | 214                 | 230                   | 920.500                         | 240.732.800           | 684                      |
| Februari / February                              | 350                   | 214                 | 274                   | 4.150.600                       | 1.231.697.600         | 2.101                    |
| Maret / March                                    | 286                   | 216                 | 232                   | 664.800                         | 162.829.200           | 607                      |
| <b>Jumlah / Total</b>                            |                       |                     |                       | <b>37.282.600</b>               | <b>10.465.797.500</b> | <b>15.103</b>            |

Kapitalisasi Pasar sebesar Rp.16.240.000.000,-  
Sumber : Bursa Efek Indonesia

Capitalization of Market Rp.16.240.000.000,-  
Source : Indonesia Stock Exchange

## AKSI KORPORASI

Perseroan telah melakukan pemecahan nilai nominal saham dengan rasio 1:20 (satu berbanding dua puluh), agar jumlah saham yang dimiliki oleh pemegang saham bukan pengendali dan bukan pemegang saham utama akan menjadi lebih dari 50.000.000 sehingga persyaratan berdasarkan Peraturan Bursa Efek Indonesia No. I-A tentang Pencatatan Saham dan Efek Bersifat Ekuitas Selain Saham Yang Diterbitkan Oleh Perusahaan Tercatat sebagaimana termaktub dalam Keputusan Direksi PT. Bursa Efek Indonesia No.Kep-00001/BEI/01-2014, tanggal 20 Januari 2014, dapat terpenuhi.

Persetujuan Pemecahan nilai nominal saham sesuai surat PT. Bursa Efek Indonesia No.S-04759/BEI.PP1/08-2016 tanggal 3 Agustus 2016 dan pelaksanaan pemecahan nilai nominal saham efektif berlaku sejak tanggal 12 Agustus 2016.

Jumlah Saham yang beredar sebelum pemecahan nilai nominal saham sebagai berikut:

- a. Saham seri A sejumlah 3.500.000 dengan nilai nominal Rp.1.000,-
- b. Saham seri B sejumlah 6.500.000 dengan nilai nominal Rp.1.000,-

Jumlah Saham yang beredar setelah pemecahan nilai nominal saham sebagai berikut:

- a. Saham seri A sejumlah 70.000.000 dengan nilai nominal Rp.50,-
- b. Saham seri B sejumlah 130.000.000 dengan nilai nominal Rp.50,-

Untuk harga saham seri A sebelum pemecahan nilai nominal saham sebesar Rp.16.000,- dan setelah pemecahan nilai nominal saham sebesar Rp.800,-.

Sedangkan harga saham seri B sebelum pemecahan nilai nominal saham sebesar Rp.5.000,- dan setelah pemecahan nilai nominal saham sebesar Rp.250,-

## KEBIJAKAN DIVIDEN

Selama empat tahun berakhir dari tahun 2018 hingga 2021 Perseroan tidak membagikan dividen, disebabkan Perseroan masih mengalami akumulasi kerugian.

## CORPORATE ACTION

*The Company has done split the nominal value of the shares with the ratio 1:20 to have the number of shares owned by the non controlling shareholders and non majority shareholders becomes more than 50,000,000 shares, so that the requirement under the above Indonesia Stock Exchange Listing Regulation Indonesia Stock Exchange Regulation No. I-A regarding Listing of Shares and Equity-Type Securities Other Than Shares Issued by Listed Companies as set forth in the Decree of the Board of Directors of PT. Bursa Efek Indonesia No. Kep-00001/BEI/01-2014, dated 20 January 2014 20 January 2014, can be complied with.*

*The approval stock split nominal of value of share, according letter by Indonesia Stock Exchange No.S-04759/BEI.PP1/08-2016 dated 3 August 2016 and the realization stock split nominal value effective by dated 12 August 2016.*

*Total of share which turn before stock split nominal value as follows:*

- a. Total share series A of 3,500,000 with nominal value Rp1,000,-*
- b. Total share series B of 6.500.000 with nominal value Rp1,000,-*

*Total of share which turn after stock split nominal value as follows:*

- a. Total share series A of 70,000,000 with nominal value Rp 50,-*
- b. Total share series B of 130,000,000 with nominal value Rp 50,-*

*The price share series A before stock split nominal value is Rp.16,000,- and after stock split is Rp 800,-*

*The price share series B before stock split nominal value is Rp 5,000,- and after stock split nominal value is Rp 250,-*

## DIVIDEND POLICY

*For the four last years from 2018 until 2021, the Company's does not distributed dividend, caused the company's still accumulated loss.*