


**Laporan Tahunan & Keberlanjutan**  
**Annual & Sustainability Report**  
**2022**



# DAFTAR ISI

## Table Of Content

### IKHTISAR KEUANGAN DAN INFORMASI SAHAM *Financial Highlights And Shares Information*

- 2 Data Keuangan Penting  
*Financial Highlight*
- 7 Informasi Harga Saham  
*Information Price of Shares*
- 8 Aksi Korporasi  
*Corporation Action*

### PROFIL PERUSAHAAN *Company Profile*

- 10 Riwayat Perusahaan  
*Company Overview*
- 10 Informasi Perusahaan  
*Corporate Information*
- 11 Kegiatan Usaha  
*Business Activities*
- 12 Produk Perseroan  
*Company's Product*
- 13 Visi Dan Misi  
*Vision And Mission*
- 13 Nilai-nilai Keberlanjutan  
*Sustainability Values*
- 14 Keanggotaan Pada Asosiasi  
*Association Membership*
- 14 Perubahan Organisasi Bersifat Signifikan  
*Significant Organizational Changes*
- 16 Wilayah Operasional  
*Operational Areas*
- 14 Skala Usaha  
*Business Scale*
- 14 Sertifikat dan penghargaan  
*Certificates and Awards*
- 18 Dewan Direksi dan Komisaris  
*Board of Directors and Board of Commissioners*
- 19 Profil Dewan Komisaris  
*Board of Commissioners Profile*
- 23 Profil Direksi  
*Board of Directors Profile*
- 28 Komposisi Kepemilikan Saham  
*Composition of Shareholders*
- 31 Informasi Pemegang Saham Utama dan Pengendali  
*Major and Controlling Shareholders Information*
- 31 Kronologis Pencatatan Saham  
*Cronology of Share Listing*
- 32 Entitas Anak / Asosiasi  
*Subsidiary*
- 32 Informasi Penggunaan Jasa Akuntan Publik  
*Information of using the Public Accountant Service*
- 33 Lembaga dan Profesi Penunjang Pasar Modal  
*Capital Market Support Institutions and Professions*
- 33 Sumber Daya Manusia  
*Human Resources*
- 36 Struktur Organisasi  
*Organizational Structure*

### LAPORAN MANAJEMEN *Management Reports*

- 38 Laporan Dewan Komisaris  
*Report Of The Board Of Commissioners*
- 41 Laporan Dewan Direksi  
*Report Of The Board Of Directors*

### ANALISA DAN PEMBAHASAN MANAJEMEN *Management Discussion And Analysis*

- 48 Tinjauan Operasional Per Segmen Usaha  
*Operational Overview per Business Segment*
- 49 Analisa dan Pembahasan Kinerja Keuangan  
*Analysis and Discussion of Financial Performance*
- 58 Target vs Realisasi dan Proyeksi  
*Target vs Realization and Projection*
- 58 Kemampuan Membayar Hutang dan Kolektabilitas  
*Solvency and Receivables Collectibility Rate*
- 59 Struktur Modal  
*Capital Structure*
- 60 Pengikatan Material untuk Investasi Barang Modal  
*Material Binding for Capital Goods Investment*
- 60 Informasi dan Fakta Material  
*Information and Material Facts*
- 60 Informasi Material tentang Investasi dan Ekspansi  
*Information on Material Investments and Expansion*
- 60 Informasi Transaksi Material  
*Information on Material Transaction*
- 62 Kebijakan Dividen  
*Dividend Policy*
- 62 Perubahan Kebijakan Akuntansi  
*Change of Accounting Policy*
- 62 Realisasi Dana Hasil Penawaran Umum  
*Realization of Public Offering Proceeds*
- 62 Perubahan Peraturan Perundang-undangan  
*Change in Regulation*
- 63 Aspek Pemasaran  
*Marketing Aspect*
- 64 Prospek Usaha  
*Business Prospect*
- 66 Target Tahun 2023  
*Target in Year 2023*

## TATA KELOLA PERUSAHAAN

### Corporate Governance

- 69 Pedoman Penerapan Tata Kelola Perusahaan  
*Implementation Of Guidelines For GCG*
- 76 Rapat Umum Pemegang Saham  
*General Meeting Of Shareholders*
- 78 Dewan Komisaris  
*The Board Of Commissioners*
- 83 Direksi  
*Board of Directors*
- 87 Komite Audit  
*Audit Committee*
- 91 Fungsi Nominasi Dan Remunerasi  
*The Nomination And Remuneration Function*
- 91 Sekretaris Perusahaan  
*Corporate Secretary*
- 93 Unit Audit Internal  
*Internal Audit*
- 95 Sistem Pengendalian Internal  
*Internal Control System*
- 96 Sistem Manajemen Risiko  
*Risk Management System*
- 99 Perkara Hukum yang Dihadapi  
*On going Legal Cases*
- 99 Sanksi Administratif  
*Administrative Sanctions*
- 99 Kode Etik  
*Code Of Ethics*
- 102 Sistem Pengaduan Pelanggaran  
*Whistleblowing Systems*

## LAPORAN KEBERLANJUTAN

### Sustainability Report

- 104 Strategi Berkelanjutan  
*Sustainability Strategy*
- 108 Ikhtisar Kinerja Aspek Keberlanjutan  
*Sustainability Aspect Performance Overview*
- 110 Penjelasan Direksi  
*Explanation Of The Board Of Director*
- 115 Tata Kelola Keberlanjutan  
*Sustainability Governance*
- 119 Kinerja Berkelanjutan  
*Sustainable Performance*
- 139 Tanggung Jawab Pengembangan Jasa Berkelanjutan  
*Responsibilities For Sustainable Service Development*
  
- 141 **SURAT PERNYATAAN ANGGOTA DIREKSI DAN ANGGOTA DEWAN KOMISARIS TENTANG TANGGUNG JAWAB ATAS LAPORAN TAHUNAN DAN LAPORAN KEBERLANJUTAN 2021 PT CENTEX TBK**  
*Statement Of The Board Of Commissioners And Board Of Directors Bearing Responsibility For The 2021 Annual Report And Sustainability Report Of PT Centex Tbk*
  
- 142 Lembar Umpan Balik  
*Feedback Sheet*
  
- 144 Indeks Pojk No<sub>29</sub>/Pojk.04/2016  
*Pojk Index 29/Pojk.04/2016*
  
- 148 Indeks Pojk No<sub>51</sub>/Pojk.03/2017  
*Pojk Index 29/Pojk.04/2016 131*
  
- 152 Laporan Keuangan  
*Financial Report*

01

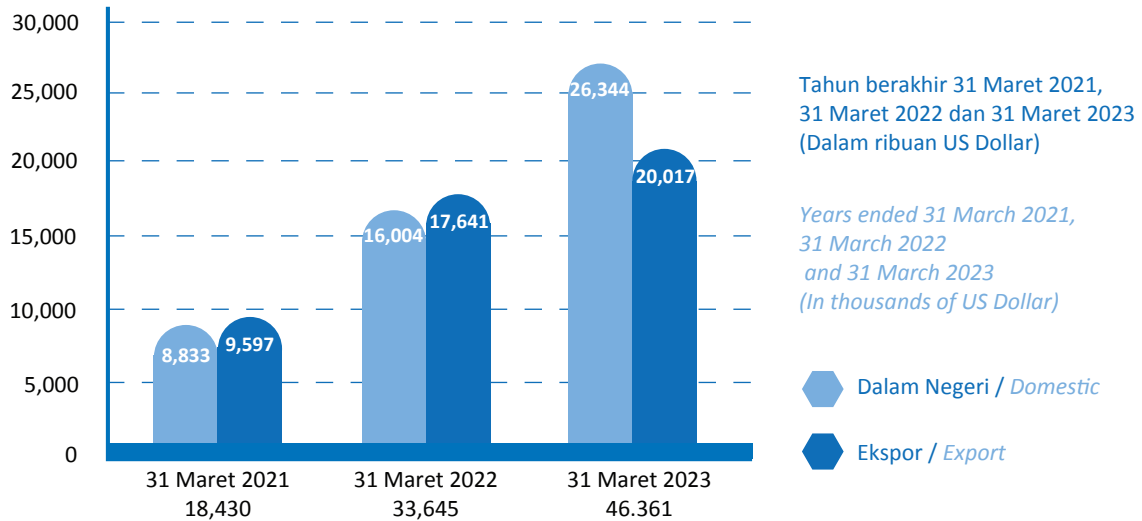
**IKHTISAR  
KEUANGAN  
DAN  
INFORMASI  
SAHAM**

*Financial Highlights and  
Stock Information*

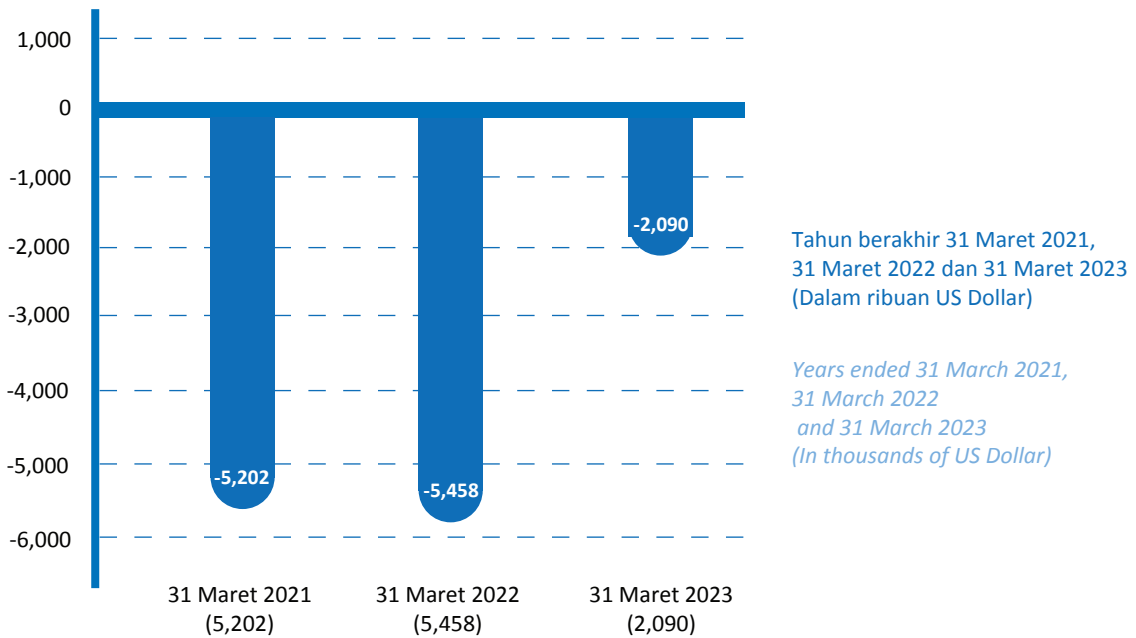


### Data Keuangan Penting / Financial Highlights

#### Penjualan Bersih / Net sales



#### Laba Rugi Komprehensif / Comprehensive Income Loss



## Laporan Posisi Keuangan / Statement of Financial Position

(dalam ribuan USD / in USD thousand)

Keterangan	31 Maret / 31 March			Description
	2023	2022	2021 *	
Aset Lancar	18,518	16,896	11,498	Current Assets
Aset Tidak Lancar	21,283	23,067	25,118	Non Current Assets
Jumlah Aset	39,801	39,963	36,616	Total Assets
Liabilitas Jangka Pendek	52,280	50,400	41,729	Current Liabilities
Liabilitas Jangka Panjang	2,305	2,257	2,123	Non Current Liabilities
Total Liabilitas	54,585	52,657	43,852	Total Liabilities
Modal Saham dan Tambahan				Share Capital and Additional
Modal Disetor	(18,489)	18,489	18,489	Paid in Capital
Akumulasi Rugi	(33,273)	(31,183)	(25,725)	Accumulated Deficit
Jumlah Ekuitas	(14,784)	(12,694)	(7,236)	Total Equity
Jumlah Liabilitas dan Ekuitas	39,801	39,963	36,616	Total Liabilities and Equity

\*Setelah penyajian kembali

## Laporan Posisi Keuangan / Statement of Financial Position

(dalam prosentase dari jumlah aset / in percentage of total assets)

Keterangan	31 Maret / 31 March			Description
	2023 (%)	2022 (%)	2021 * (%)	
Aset Lancar	46,53	42,28	31,40	Current Assets
Aset Tidak Lancar	53,47	57,72	68,60	Non Current Assets
Jumlah Aset	100,00	100,00	100,00	Total Assets
Liabilitas Jangka Pendek	131,35	126,11	113,96	Current Liabilities
Liabilitas Jangka Panjang	5,79	6,65	5,80	Non Current Liabilities
Modal Saham dan Tambahan	46,45	46,27	50,49	Share Capital and Additional
Modal Disetor				Paid in Capital
Akumulasi Rugi	(84,59)	(78,03)	(70,25)	Total Equity
Jumlah Liabilitas dan Ekuitas	100,00	100,00	100,00	Total Liabilities and Equity

\*Setelah penyajian kembali

## Laporan Laba Rugi Komprehensif / *Statement of Comprehensive Income*

(dalam ribuan USD / *in USD thousand*)

Keterangan	31 Maret / 31 March			Description
	2023	2022	2021 *	
Penjualan neto	46,361	33,645	18,430	Net Sales
Beban Pokok Penjualan	(42,827)	33,452	(20,062)	Cost of Sales
Laba (Rugi) Bruto	3,534	193	(1,632)	Gross Profit (Loss)
Beban Usaha & Beban Lain Neto	(3,999)	(4,905)	(3,109)	Operating Expense & Other Expense Net
Rugi Operasi	(465)	4,712	(4,741)	Operating Loss
Biaya Keuangan neto	(1,569)	(343)	(393)	Net Finance Cost
Rugi Sebelum Pajak Penghasilan	(2,034)	(5,055)	(5,134)	Loss Before Income Tax
(Beban) Manfaat Pajak Penghasilan	(12)	(373)	10	Income Tax (Expenses) Benefit
Rugi	(2,046)	(5,428)	(5,124)	Loss
Pengukuran Kembali Atas Liabilitas Imbalan Pasti	(44)	(30)	(78)	Requirements of Defined Benefit Liabilities
Jumlah Kerugian Komprehensif	(2,090)	(5,458)	(5,202)	Total Comprehensive Loss

\*Setelah penyajian kembali

## Laporan Laba Rugi Komprehensif / *Statement of Comprehensive Income*

(dalam prosentase dari jumlah aset / *in percentage of total assets*)

Keterangan	31 Maret / 31 March			Description
	2023 (%)	2022 (%)	2021 * (%)	
Penjualan neto	100,00	100,00	100,00	Net Sales
Beban Pokok Penjualan	(92,38)	(99,43)	(108,86)	Cost of Sales
Laba (Rugi) Bruto	7,62	0,57	(8,86)	Gross Profit (Loss)
Beban Usaha & Beban Lain Neto	(8,62)	(14,57)	(16,87)	Operating Expense & Other Expense Net
Rugi Operasi	(1,00)	(14,00)	(25,73)	Operating Loss
Biaya Keuangan neto	(3,39)	(1,02)	(2,13)	Net Finance Cost
Rugi Sebelum Pajak Penghasilan	(4,39)	(15,02)	(27,85)	Loss Before Income Tax
(Beban) Manfaat Pajak Penghasilan	(0,02)	(1,11)	0,05	Income Tax (Expenses) Benefit
Rugi	(4,41)	(16,13)	(27,81)	Loss

\*Setelah penyajian kembali

### Rugi per Saham / Loss per Share

Keterangan	31 Maret / 31 March			Description
	2023	2022	2021	
Rugi Tahun Berjalan	((2,046))	(5.448)	(5.124)	Loss for the Year
Jumlah rata-rata tertimbang saham seri A yang beredar	70.000	70.000	70.000	Weighted Average Outstanding Share of A Series
Jumlah rata-rata tertimbang saham seri B yang beredar	130.000	130.000	130.000	Weighted Average Outstanding Share of B Series
Jumlah Saham Beredar	200.000	200.000	200.000	Total Outstanding share
Rugi per Saham	(0.01)	(0.03)	(0.03)	Loss per share

### Data per Saham / Data per Share

Keterangan	31 Maret / 31 March			Description
	2023 (%)	2022 (%)	2021* (%)	
DATA PENTING PER SAHAM dalam US Dollar penuh (2021 sampai dengan 31 Maret 2023 jumlah saham yang beredar, 200.000.000 saham, nilai nominal @ Rp 50 per saham : 130.000.000 saham seri B dan 70.000.000 saham seri A)				DATA PER SHARE in US Dollar (2021 to 31 March 2023 total number of outstanding shares, 200,000,000 shares at par value of Rp 50 per share: 130,000,000 series B shares and 70,000,000 series A shares)
Rugi tahun berjalan	(2.046)	(5.448)	(5.124)	Loss for the year
Rugi per saham dasar	(0.01)	(0.03)	(0.03)	Basic loss per share
Akumulasi Rugi	(33.273)	(31.183)	(25.725)	Accumulated Deficit
Ekuitas	(14.784)	(12.694)	(7.634)	Shareholder's Equity
Dividen Tunai	-	-	-	Cash Dividend
Rasio pembayaran Dividen	-	-	-	Dividend Payout Ratio
Harga pasar (BEI, sebelumnya BEJ)*	202	232	206	*Market Price (ISE, Previously JSE)
Rasio harga pasar terhadap Dividen	-	-	-	
Rasio harga pasar terhadap rugi bersih	(0,09)	(0,59)	(0,04)	Price Dividend Ratio

\*Setelah penyajian kembali

### Rasio - Rasio Perseroan / Company's Ratio

Keterangan	31 Maret / 31 March			Description
	2023	2022	2021*	
Rasio Rugi Bersih Terhadap Jumlah Aset	(0,05)	(0,14)	(0,14)	Return on Assets
Rasio Rugi Bersih Terhadap Ekuitas	0,14	0,43	0,71	Return on Equity
Rasio Rugi Bersih Terhadap Pendapatan	(0,04)	(0,16)	(0,28)	Return on Sales
Rasio Lancar	0,35	0,34	0,28	Current Ratio
Rasio Liabilitas Terhadap Ekuitas	(3,69)	(4,15)	(6,12)	Debt to Equity Ratio
Rasio Liabilitas Terhadap Jumlah Aset	1,37	1,32	1,21	Debt to Assets Ratio

\*Setelah penyajian kembali



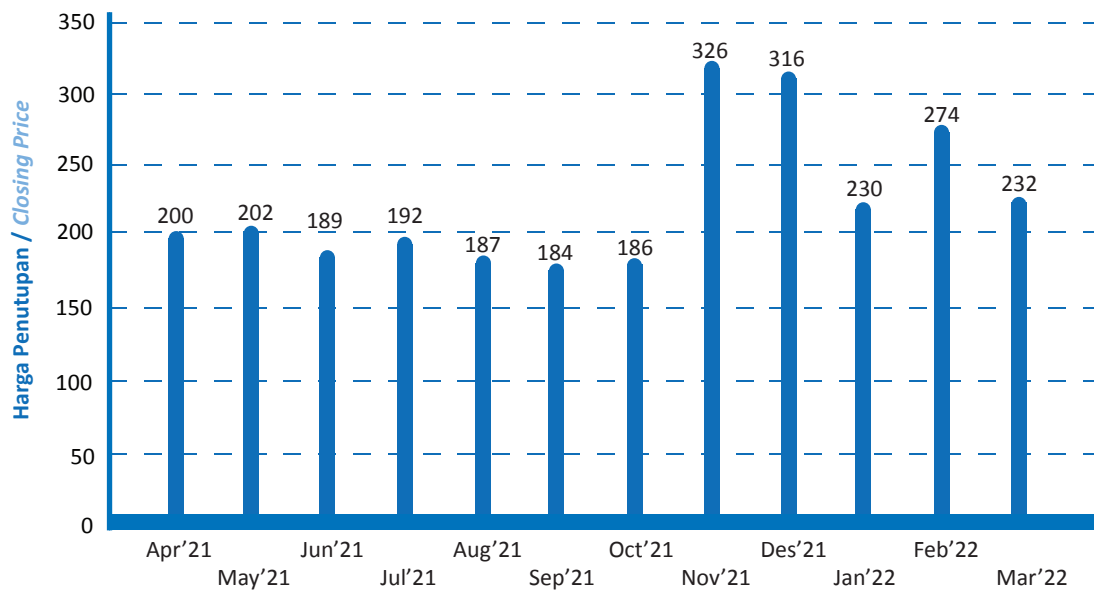
### Modal Kerja Bersih / Net Working Capital

(dalam prosentase dari jumlah aset / in percentage of total assets)

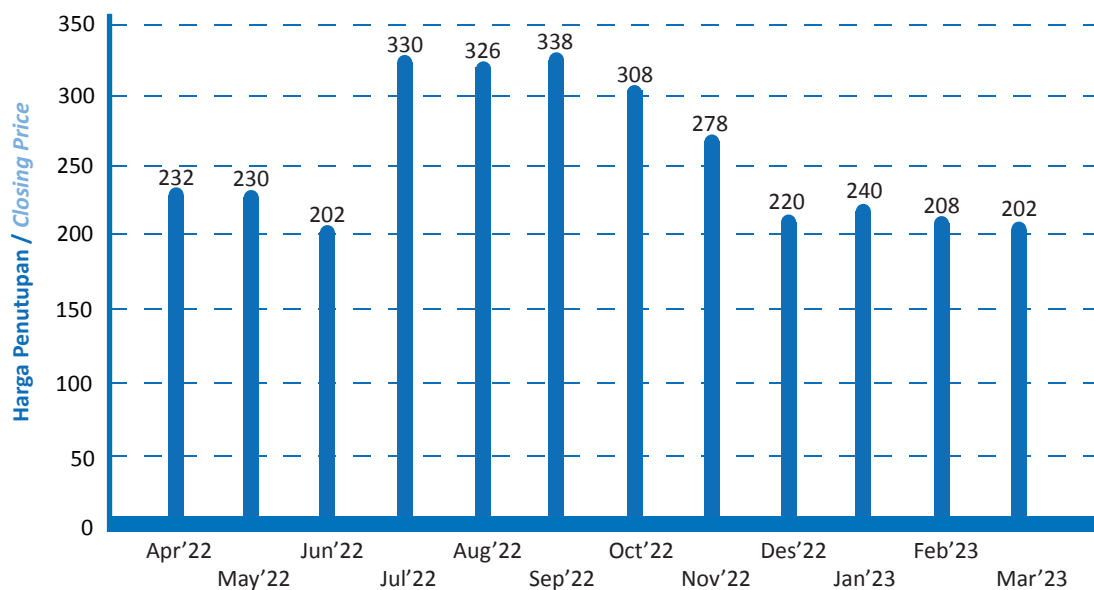
Keterangan	31 Maret / 31 March			Description
	2023	2022	2021	
Modal Kerja Bersih	(33,762)	(33,505)	(30,231)	Net Working Capital

### Harga Saham dan Dividen / Share Price and Dividend

Kinerja Perdagangan Saham April 2021 - Maret 2022  
Stock Price Movement April 2021 - March 2022



Kinerja Perdagangan Saham April 2022 - Maret 2023  
Stock Price Movement April 2022 - March 2023



## Informasi Harga Saham / Information Price of Shares

### Transaksi Saham Perseroan Periode 1 April 2021 - 31 Maret 2022 Transaction Shares of the Company Period in 1 April 2021 - 31 March 2022

Bulan / Month	Harga / Price (Rp. / IDR)			Jumlah Saham Share Volume	Nilai (Rp) Values (IDR)	Frekuensi Frequency
	Tertinggi Highest	Terendah Lowest	Penutupan Closing			
April / April	222	191	200	466.000	93.612.300	236
Mei / May	206	193	202	632.100	127.391.200	133
Juni / June	191	226	189	125.500	25.132.700	145
Juli / July	204	182	192	723.600	151.324.500	449
Agustus / August	195	175	187	670.500	118.755.900	259
September / September	192	178	184	552.000	101.054.600	446
Oktober / October	195	171	186	322.900	58.669.100	392
Nopember / November	326	179	326	17.010.600	4.590.923.000	5.818
Desember / December	376	270	316	11.043.500	3.563.674.600	3.833
Januari / January	312	214	230	920.500	240.732.800	684
Februari / February	350	214	274	4.150.600	1.231.697.600	2.101
Maret / March	286	216	232	664.800	162.829.200	607
<b>Jumlah / Total</b>				<b>37.282.600</b>	<b>10.465.797.500</b>	<b>15.103</b>

Kapitalisasi Pasar Rp. 16.240.000.000

Market Capitalization IDR. 16,240,000,000

Sumber : Bursa Efek Indonesia

Source : Indonesia Stock Exchange

### Transaksi Saham Perseroan Periode 1 April 2022 - 31 Maret 2023 Transaction Shares of the Company Period in 1 April 2022 - 31 March 2023

Bulan / Month	Harga / Price (Rp. / IDR)			Jumlah Saham Share Volume	Nilai (Rp) Values (IDR)	Frekuensi Frequency
	Tertinggi Highest	Terendah Lowest	Penutupan Closing			
April / April	266	212	232	506.500	120.656.000	645
Mei / May	246	210	230	51.300	11.423.400	144
Juni / June	250	194	202	407.000	87.551.000	365
Juli / July	334	196	330	1.665.400	440.801.400	625
Agustus / August	368	324	326	182.700	63.095.600	267
September / September	354	312	338	266.000	85.521.600	234
Oktober / October	342	266	308	597.400	175.035.800	287
Nopember / November	312	262	278	66.600	18.523.200	97
Desember / December	264	220	220	58.500	14.157.000	23
Januari / January	270	198	240	43.800	10.350.700	116
Februari / February	248	208	208	63.500	14.085.600	110
Maret / March	226	187	202	11.200	2.271.200	47
<b>Jumlah / Total</b>				<b>3.919.900</b>	<b>1.043.472.500</b>	<b>2.960</b>

Kapitalisasi Pasar Rp. 14.440.000.000

Market Capitalization IDR. 14,140,000,000

Sumber : Bursa Efek Indonesia

Source : Indonesia Stock Exchange

## AKSI KORPORASI

Perseroan telah melakukan pemecahan nilai nominal saham dengan rasio 1:20 (satu berbanding dua puluh), agar jumlah saham yang dimiliki oleh pemegang saham bukan pengendali dan bukan pemegang saham utama akan menjadi lebih dari 50.000.000 sehingga persyaratan berdasarkan Peraturan Bursa Efek Indonesia No. I-A tentang Pencatatan Saham dan Efek Bersifat Ekuitas Selain Saham Yang Diterbitkan Oleh Perusahaan Tercatat sebagaimana termaktub dalam Keputusan Direksi PT. Bursa Efek Indonesia No.Kep-00001/BEI/01-2014, tanggal 20 Januari 2014, dapat terpenuhi. Persetujuan Pemecahan nilai nominal saham sesuai surat PT. Bursa Efek Indonesia No.S-04759/BEI.PP1/08-2016 tanggal 3 Agustus 2016 dan pelaksanaan pemecahan nilai nominal saham efektif berlaku sejak tanggal 12 Agustus 2016.

Jumlah Saham yang beredar sebelum pemecahan nilai nominal saham sebagai berikut:

- a. Saham seri A sejumlah 3.500.000 dengan nilai nominal Rp.1.000,-
- b. Saham seri B sejumlah 6.500.000 dengan nilai nominal Rp.1.000,-

Jumlah Saham yang beredar setelah pemecahan nilai nominal saham sebagai berikut:

- a. Saham seri A sejumlah 70.000.000 dengan nilai nominal Rp.50,-
- b. Saham seri B sejumlah 130.000.000 dengan nilai nominal Rp.50,-

Untuk harga saham seri A sebelum pemecahan nilai nominal saham sebesar Rp. 16.000,- dan setelah pemecahan nilai nominal saham sebesar Rp. 800,-. Sedangkan harga saham seri B sebelum pemecahan nilai nominal saham sebesar Rp.5.000,- dan setelah pemecahan nilai nominal saham sebesar Rp.250,-

## CORPORATE ACTION

*The Company has done split the nominal value of the shares with the ratio 1:20 to have the number of shares owned by the non controlling shareholders and non majority shareholders becomes more than 50,000,000 shares, so that the requirement under the above Indonesia Stock Exchange Listing Regulation Indonesia Stock Exchange Regulation No. I-A regarding Listing of Shares and Equity-Type Securities Other Than Shares Issued by Listed Companies as set forth in the Decree of the Board of Directors of PT. Bursa Efek Indonesia No. Kep-00001/BEI/01-2014, dated 20 January 2014 20 January 2014, can be complied with. The approval stock split nominal of value of share, according letter by Indonesia Stock Exchange No.S-04759/BEI.PP1/08-2016 dated 3 August 2016 and the realization stock split nominal value effective by dated 12 August 2016.*

*Total of share which turn before stock split nominal value as follows:*

- a. Total share series A of 3,500,000 with nominal value IDR 1,000,-*
- b. Total share series B of 6.500.000 with nominal value IDR 1,000,-*

*Total of share which turn after stock split nominal value as follows:*

- a. Total share series A of 70,000,000 with nominal value IDR 50,-*
- b. Total share series B of 130,000,000 with nominal value IDR 50,-*

*The price share series A before stock split nominal value is IDR 16,000,- and after stock split is IDR 800,- The price share series B before stock split nominal value is IDR 5,000,- and after stock split nominal value is IDR 250,-*