



Laporan Tahunan

Annual Report 2018

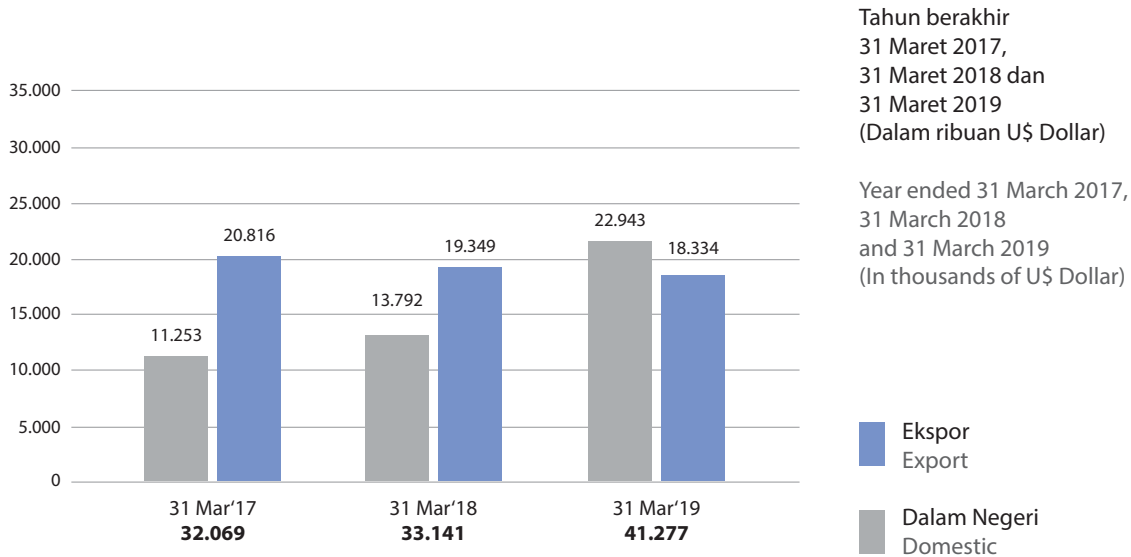
01 Daftar Isi | Contents

DATA KEUANGAN PENTING FINANCIAL HIGHLIGHTS	02	Target dan Realisasi 2018 Serta Proyeksi Keuangan 2019 Target and Realization In 2018 and Financial Projection in 2019	50
Grafik / Graphs	02	Kemampuan Membayar Hutang dan Tingkat Kolektibilitas Piutang / Solvency and Receivables Collectability Rate	50
Laporan Posisi Keuangan / Statements o Financial Position	03	Struktur Modal dan Kebijakan Manajemen atas Struktur Modal / Capital Structure And Management Policy on Capital Structure	51
Laporan Laba (Rugi) Komprehensif Statement of Comprehensive Income	04	Pengikatan Material Untuk Investasi Barang Modal Material Binding for Capital Goods Investment	51
(Rugi) Laba Per Saham / (Loss) Earning Per Share	05	Informasi dan Fakta Material Setelah Tanggal Laporan Akuntan / Information and Material Facts After the Date of Accountant's Report	52
Data Per Saham / Data Per Share	05	Informasi Material Mengenai Investasi, Ekspansi, Divestasi, Penggabungan/Peleburan Usaha, Akuisisi, Restrukturisasi Utang/Modal / Information on Material Investment, Expansion, Divestment, Business Merger / Consolidation, Acquisition, Debt/Capital Restructuring	52
Rasio-Rasio Perseroan / Company Ratio's	06	Informasi Transaksi Material yang Mengandung Benturan Kepentingan dan Transaksi Afiliasi Information on Material Transaction Containing Conflict of Interest and Transaction with Affiliated Parties	52
Modal Kerja Bersih / Net Working Capital	06	Kebijakan Dividen / Dividend Policy	52
Investasi / Investment	06	Perubahan Kebijakan Akuntansi Change of Accounting Policy	52
Harga Saham dan Dividen / Share Price and Dividend	07	Ralisasi Dana Hasil Penawaran Umum Realization of Public Offering Proceeds	53
Ekspor / Export	10	Perubahan Peraturan Perundang-Undangan yang Berpengaruh Changes In Regulations That Have Significant Impact	53
PROFIL PERUSAHAAN / COMPANY PROFILE	12	Aspek Pemasaran / Marketing Aspect	53
Sekilas PT Centex / PT Centex in Brief	12	Prospek Usaha / Business Prospect	53
Alamat Perseroan / Address of the Company	12	Perjalanan Ke Depan / The Way Forward	55
Bidang Kegiatan Usaha / Business Activities	13	Target Tahun 2019 / Target In Year 2019	56
Visi dan Misi / Vission and Mission	13	TATA KELOLA PERUSAHAAN GOOD CORPORATE GOVERNANCE	57
Sertifikat dan Penghargaan / Certificate and Award	14	Dewan Komisaris Perseroan / Board of Commissioners	58
Profil Dewan Komisaris dan Dewan Direksi Profile Board of Commissioners and Board of Directors	15	Dewan Direksi Perseroan / Board of Directors	60
Komposisi Kepemilikan Saham Composition of Shareholders	23	Komite Audit / Audit Committee	65
Kronologis Pencatatan Saham Chronology of Share Listing	25	Sekretaris Perseroan / Corporate Secretary	68
Lembaga dan Profesi Penunjang Pasar Modal Capital Market Support Institution and Professions	26	Audit Internal / Internal Audit	69
Pengembangan Sumber Daya Manusia Human Resources Development	27	Sistem Pengendalian Internal / Internal Control System	71
Struktur Organisasi Perusahaan Organization Structure of The Company	29	Manajemen Risiko / Risk Management	72
LAPORAN DEWAN KOMISARIS REPORT OF THE BOARD OF COMMISSIONERS	30	Evaluasi atas Sistem Manajemen Risiko Evaluation of Risk Management System	74
LAPORAN DIREKSI REPORT OF THE BOARD OF DIRECTORS	33	Akuntan Publik / Public Accountant	74
ANALISA DAN PEMBAHASAN MANAJEMEN MANAGEMENT DISCUSSION AND ANALYSIS	38	Penyebaran Informasi Dissemination of the Company's Information	74
Tinjauan Operasional Per Segmen Usaha Operational Overview per Business Segment	38	Informasi Sanksi Administratif Information of Administrative Sanctions	75
Analisa dan Pembahasan Kinerja Keuangan Analysis and Discussion Of Financial Performance	39	Kode Etik / Code of Ethics	75
Laporan Posisi Keuangan Statement of Financial Position	39	Budaya Perusahaan dan Perilaku Organisasi Corporate Culture and organization Behavior	76
Total Aset / Total Assets	40	Sistem Pengaduan Pelanggaran / Whistleblowing System	76
Liabilitas / Liabilities	43	Penanganan, Pengelolaan dan Sarana Pengaduan Handling, Managing and Facility of Complaints	76
Ekuitas / Equity	44	TANGGUNG JAWAB SOSIAL PERUSAHAAN CORPORATE SOCIAL RESPONSIBILITY	78
Laporan Laba Rugi dan Penghasilan Komprehensif Lain / Statement of Profit or Loss and Other Comprehensive	45	SURAT PERNYATAAN ANGGOTA DEWAN KOMISARIS DAN DIREKSI TENTANG TANGGUNG JAWAB ATAS LAPORAN TAHUNAN 2018/ STATEMENT OF MEMBER OF THE BOARD OF COMMISSIONERS AND THE BOARD OF DIRECTORS ON THE ANNUAL REPORT 2018	85
Penjualan Neto / Net Sales	46	LAPORAN KEUANGAN TAHUN BERAKHIR 31 MARET 2019 DAN 2018 / FINANCIAL STATEMENTS YEAR ENDED 31 MARCH 2019 AND 2018	86
Beban Pokok Penjualan / Cost of Sales	46	Surat Pernyataan Direksi Tentang Tanggung Jawab Atas Laporan Keuangan Untuk Tahun Berakhir 31 Maret 2019 Statement of the Board of Director Regarding Responsibility on The Financial Statements Year Ended 31 March 2019	89
Beban Usaha / Operating Expenses	46		
Laba Bruto / Gross Profit	46		
(Rugi) Laba Operasi / Operating (Loss) Profit	47		
(Rugi) Laba sebelum Pajak Penghasilan (Loss) Profit Before Income Tax	47		
(Rugi) Laba / (Loss) Profit	47		
Penghasilan Komprehensif Lain Other Comprehensive Income	47		
(Rugi) Laba Per Saham / (Loss) Earning Per Share	47		
Laporan Arus Kas / Cash Flow	48		
Kas dari Aktivitas Operasi Cash from Operating Activities	48		
Kas dari Aktivitas Investasi Cash from Investing Activities	49		
Kas dari Aktivitas Pendanaan Cash from Financing Activities	49		

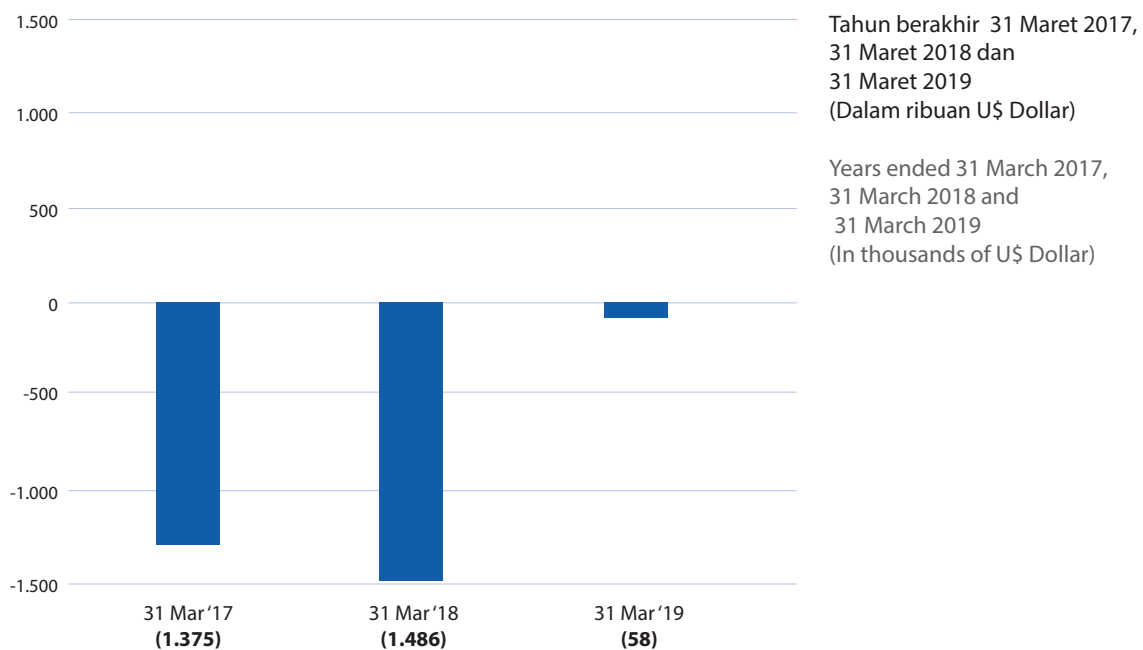
02 Data Keuangan Penting | Financial Highlights

GRAFIK | GRAPHIC

Penjualan Bersih | Net Sales



Laba Rugi Komprehensif | Comprehensive Income Loss



LAPORAN POSISI KEUANGAN / STATEMENTS OF FINANCIAL POSITION

(Dalam ribuan US Dollar) / (In thousands of US Dollar)

31 Maret 31 March				
	2019	2018	2017	
Aset Lancar	18.968	18.298	15.988	Current Assets
Aset Tidak Lancar	28.524	29.834	22.536	Non-Current Assets
Jumlah Aset	47.492	48.132	38.524	Total Assets
Liabilitas Jangka Pendek	32.553	32.809	34.521	Current Liabilities
Liabilitas Jangka Panjang	15.288	15.614	2.808	Non-Current Liabilities
Total Liabilitas	47.481	48.422	37.329	Total Liabilities
Modal Saham dan Tambahan Modal disetor	18.489	18.489	18.489	Share Capital and Additional Paid in Capital
Selisih Penilaian Kembali Aset Tetap	0	0	0	Revaluation Increment
Akumulasi Rugi	(18.838)	(18.779)	(17.294)	Accumulated Deficit
Total Ekuitas	(348)	(290)	1.195	Total Shareholders' Equity
Total Liabilitas dan Ekuitas	47.492	48.132	38.524	Total Liabilities and Shareholders' Equity

LAPORAN POSISI KEUANGAN / STATEMENTS OF FINANCIAL POSITION

(Dalam persentase dari jumlah Aset) / (In percentage of total Assets)

31 Maret 31 March				
	2019	2018	2017	
Aset Lancar	39.94	38.02	41.50	Current Assets
Aset Tidak Lancar	60.06	61.98	58.50	Non-Current Assets
Jumlah Aset	100.00	100.00	100.00	Total Assets
Liabilitas Jangka Pendek	68.54	68.16	89.61	Current Liabilities
Liabilitas Jangka Panjang	32.19	32.44	7.29	Non-Current Liabilities
Modal Saham dan Tambahan Modal disetor	38.93	38.41	47.99	Share Capital and Additional Paid in Capital
Selisih Penilaian Kembali Aset Tetap	0.00	0.00	0.00	Revaluation Increment
Akumulasi Rugi	(39.66)	(39.01)	(44.89)	Accumulated Deficit
Total Liabilitas dan Ekuitas	100.00	100.00	100.00	Total Liabilities and Shareholders' Equity

LAPORAN LABA RUGI KOMPREHENSIF / STATEMENTS OF COMPREHENSIVE INCOME
(Dalam ribuan US Dollar) / (In thousands of US Dollar)

31 Maret 31 March				
	2019	2018	2017	
Penjualan Neto	41.277	33.141	32.069	Net Sales
Beban Pokok Penjualan	(35.912)	(28.906)	(28.645)	Cost of Sales
Laba Kotor	5.365	4.235	3.424	Gross Profit
Beban Usaha	3.884	(4.772)	(4.030)	Operating Expenses
(Rugi) Laba Usaha	1.481	(537)	(606)	Operating Profit (Loss)
Biaya Keuangan Neto	(1.162)	(618)	(290)	Net Finance Cost
(Rugi) Laba sebelum Pajak	319	(1.155)	(896)	Profit (Loss) Before Tax
Penghasilan (Beban) Pajak	(525)	(228)	(478)	Tax Benefit (Expenses)
(Rugi) Laba setelah Pajak	(205)	(1.383)	(1.374)	Profit (Loss) After Tax
Kerugian aktuarial dari program pensiun imbalan pasti	148	(103)	(1)	Defined benefit plan actuarial losses
(Rugi) Laba Bersih	(58)	(1.486)	(1.375)	Net Profit (loss)

LAPORAN LABA RUGI KOMPREHENSIF / STATEMENTS OF COMPREHENSIVE INCOME
(Dalam Persentase Dari Penjualan Bersih) / (In Percentage Of Net Sales)

31 Maret 31 March				
	2019	2018	2017	
Penjualan Bersih	100,00	100,00	100,00	Net Sales
Beban Pokok Penjualan	(87,00)	(87,22)	(89,32)	Cost of Sales
Laba Kotor	13,00	12,77	10,68	Gross Profit
Beban Usaha	(9,41)	(14,40)	(12,57)	Operating Expenses
(Rugi) Laba Usaha	3,59	(1,62)	(1,89)	Operating Profit (Loss)
(Beban) Penghasilan Lain-lain	(2,81)	(1,86)	(0,90)	Other (Expenses) Income
(Rugi) Laba sebelum Pajak	0,77	(3,48)	(2,79)	(Loss) Profit before Tax
Penghasilan (Beban) Pajak	(1,27)	(0,69)	(1,49)	Tax Benefit (Expenses)
(Rugi) Laba Bersih	(0,50)	(4,16)	(4,28)	Net Profit (Loss)

(RUGI) LABA PER SAHAM / (LOSS) EARNING PER SHARE

31 Maret 31 March				
	2019	2018	2017	
(Rugi) Laba tahun berjalan	(205)	(1.383)	(1.374)	Profit (Loss) for the year
Jumlah rata-rata tertimbang saham seri A yang beredar	70.000	70.000	53.375	Weighted <i>average</i> outstanding shares of A series
Jumlah rata-rata tertimbang saham seri B yang beredar	130.000	130.000	99.125	Weighted average outstanding shares of B series
Jumlah Saham beredar	200.000	200.000	152.500	Total outstanding shares
(Rugi) Laba per saham	(0.00)	(0.01)	(0.01)	(Loss) profit per share

DATA PER SAHAM / DATA PER SHARE

31 Maret 31 March				
	2019	2018	2017	
<u>DATA PENTING PER SAHAM</u> dalam US Dollar penuh (2017 sampai dengan 31 Maret 2019 jumlah saham yang beredar, 200.000.000 saham nominal @ Rp 50 : 130.000.000 saham seri B dan 70.000.000 saham seri A)				<u>DATA PER SHARE</u> in US Dollar (2017 to 31 March 2019 number of share, 200,000,000 shares at par value of Rp 50 per share: 130,000,000 series B shares and 70,00,000 series A shares)
(Rugi) Laba Bersih	(58)	(1.383)	(1.374)	Net (Loss) Profit
(Rugi) Laba Bersih per saham Dasar	(0.00)	(0.01)	(0,01)	Primary Net (Loss) Profit per share
Akumulasi Rugi	(18.838)	(18.779)	(17.294)	Accumulated Deficit
Ekuitas	(348)	(290)	1.195	Shareholders' Equity
Dividen Tunai	-	-	-	Cash Dividend
Rasio Pembayaran Dividen	-	-	-	Dividend Payout Ratio
Harga Pasar (BEI, sebelumnya BEJ) *	550	466	775	Market Price (ISE, previously JSE) *
Rasio Harga Pasar Terhadap Dividen	-	-	-	Price Dividend Ratio
Rasio Harga Pasar Terhadap (Rugi) Laba Bersih	(0.095)	(0.003)	(0.006)	Price Earnings Ratio

* Rupiah

RASIO-RASIO PERSEROAN / COMPANY RATIOS

31 Maret 31 March				
	2019	2018	2017	
RASIO (RUGI) LABA BERSIH TERHADAP JUMLAH ASET	(0,00)	(0,03)	(0,04)	RETURN ON ASSETS
RASIO (RUGI) LABA BERSIH TERHADAP EKUITAS	0,59	4.76	(1.15)	RETURN ON EQUITY
RASIO (RUGI) LABA BERSIH TERHADAP PENDAPATAN	(0,00)	(0,04)	(0,04)	RETURN ON SALES
RASIO LANCAR	0,58	0,56	0,46	CURRENT RATIO
RASIO LIABILITAS TERHADAP EKUITAS	(137.42)	(166.75)	15.47	DEBT TO EQUITY RATIO
RASIO LIABILITAS TERHADAP JUMLAH ASET	1.01	1.01	0.97	DEBT TO ASSETS RATIO

MODAL KERJA BERSIH / NET WORKING CAPITAL
(Dalam ribuan US Dollar / In thousands of US Dollar)

31 Maret 31 March				
	2019	2018	2017	
Modal Kerja Bersih	(13.585)	(14.511)	(18.533)	Net Working Capital

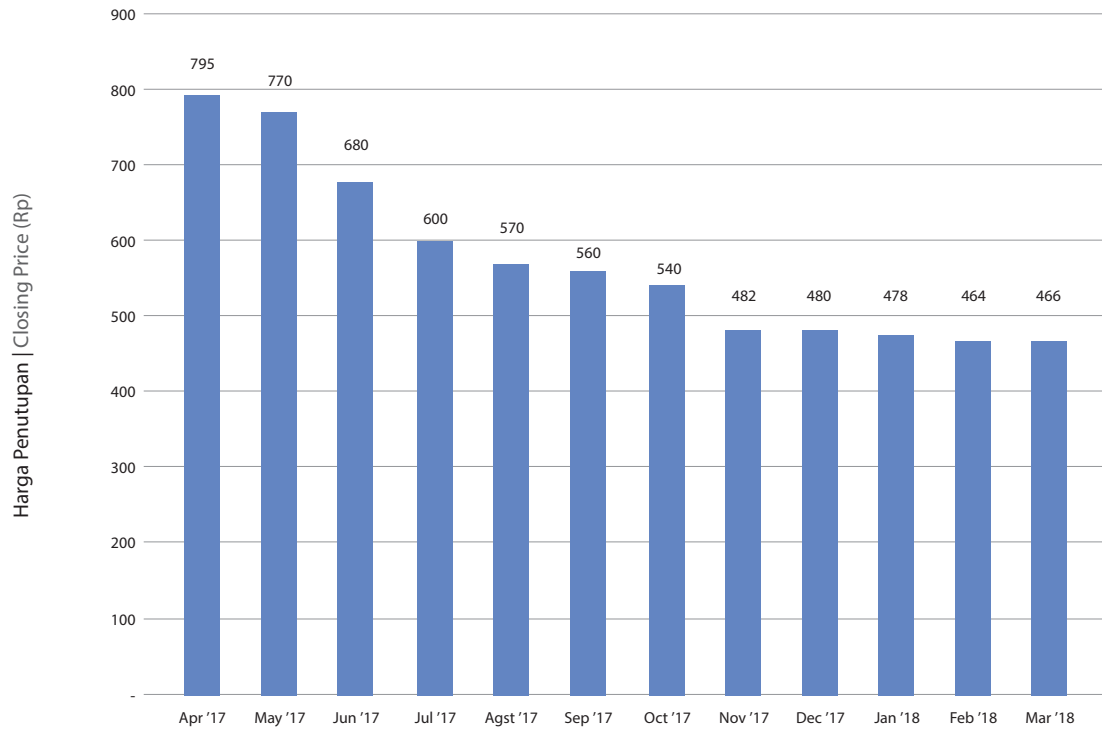
INVESTASI / INVESTMENT
(Dalam ribuan US Dollar / In thousands of US Dollar)

31 Maret 31 March				
	2019	2018	2017	
Jumlah Investasi	1.636	9.925	6.580	Total Investments

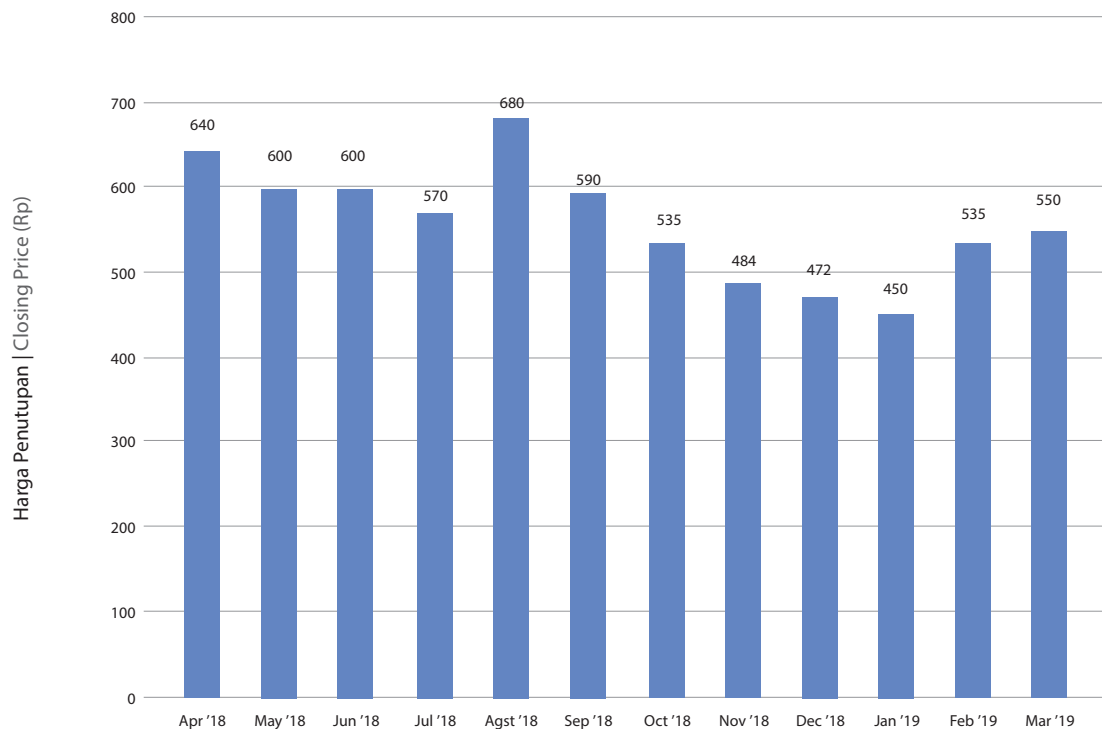
HARGA SAHAM DAN DIVIDEN

SHARE PRICE AND DIVIDEND

Kinerja Pergerakan Saham April 2017 s/d Maret 2018
Stock Price Movement April 2017 until March 2018



Kinerja Pergerakan Saham April 2018 s/d Maret 2019
Stock Price Movement April 2018 until March 2019



INFORMASI HARGA SAHAM

INFORMATION PRICE OF SHARES

Transaksi Saham Perseroan periode 1 April 2017 – 31 Maret 2018
Transaction share of the Company period in 1 April 2017 - 31 March 2018

Periode / Period 2017 & 2018	Tertinggi/ Highest	Terendah/ Lowest	Penutupan/ Closing	Jumlah Saham / Shares Volume	Nilai / Values	Frekuensi / Frequency
	IDR	IDR	IDR		IDR	
April / April	820	610	795	32.200	21.607.500	36
Mei / May	880	655	770	7.700	5.718.000	30
Juni / June	740	484	680	115.100	64.835.800	98
Juli / July	780	496	600	109.300	66.218.800	115
Agustus / August	760	540	570	219.300	126.939.100	259
September / September	585	515	560	79.400	42.286.500	99
Oktober / October	560	498	540	34.400	17.590.800	52
Nopember / November	525	430	482	190.000	85.161.500	91
Desember / December	500	440	480	11.900	5.412.400	36
Januari / January	478	440	478	29.600	13.280.600	10
Februari / February	505	444	464	76.500	35.724.100	101
Maret / March	486	444	466	21.700	10.074.000	52
Jumlah / Total				927.100	494.849.100	997

Kapitalisasi Pasar sebesar Rp.32.620.000.000,-
Sumber : Bursa Efek Indonesia

Capitalization of Market Rp.32,620,000,000,-
Source: Indonesians Stock Exchange

Transaksi Saham Perseroan periode 1 April 2018 - 31 Maret 2019
Transaction share of the Company period in 1 April 2018 - 31 March 2019

Periode / Period 2018 & 2019	Tertinggi/ Highest	Terendah/ Lowest	Penutupan/ Closing	Jumlah Saham / Shares Volume	Nilai / Values	Frekuensi / Frequency
	Rp	Rp	Rp		Rp	
April / April	690	452	640	527.000	319.519.100	136
Mei / May	700	492	600	105.800	33.080.200	70
Juni / June	695	464	600	76.200	102.421.900	50
Juli / July	695	462	570	169.800	82.911.100	181
Agustus / August	695	550	680	6.300	3.691.000	24
September / September	650	436	590	112.700	71.856.600	23
Oktober / October	595	406	535	50.100	26.000.500	79
Nopember / November	595	466	484	23.000	11.353.500	57
Desember / December	486	428	472	51.200	22.533.400	59
Januari / January	580	406	450	84.100	38.337.400	127
Februari / February	595	424	535	13.700	6.826.200	60
Maret / March	565	500	550	58.700	30.184.400	47
Jumlah / Total				1.278.600	748.715.300	913

Kapitalisasi Pasar sebesar Rp.38.500.000.000,-
Sumber : Bursa Efek Indonesia

Capitalization of Market Rp.38,500,000,000,-
Source: Indonesians Stock Exchange

Perseroan telah melakukan pemecahan nilai nominal saham dengan rasio 1:20 (satu berbanding dua puluh), agar jumlah saham yang dimiliki oleh pemegang saham bukan pengendali dan bukan pemegang saham utama akan menjadi lebih dari 50.000.000 sehingga persyaratan berdasarkan Peraturan Bursa Efek Indonesia No. I-A tentang Pencatatan Saham dan Efek Bersifat Ekuitas Selain Saham Yang Diterbitkan Oleh Perusahaan Tercatat sebagaimana termaktub dalam Keputusan Direksi PT. Bursa Efek Indonesia No.Kep-00001/BEI/01-2014, tanggal 20 Januari 2014, dapat terpenuhi.

Persetujuan Pemecahan nilai nominal saham sesuai surat PT. Bursa Efek Indonesia No.S-04759/BEI.PP1/08-2016 tanggal 3 Agustus 2016 dan pelaksanaan pemecahan nilai nominal saham efektif berlaku sejak tanggal 12 Agustus 2016.

Jumlah Saham yang beredar sebelum pemecahan nilai nominal saham sebagai berikut:

- a. Saham seri A sejumlah 3.500.000 dengan nilai nominal Rp.1.000,-
- b. Saham seri B sejumlah 6.500.000 dengan nilai nominal Rp.1.000,-

Jumlah Saham yang beredar setelah pemecahan nilai nominal saham sebagai berikut:

- a. Saham seri A sejumlah 70.000.000 dengan nilai nominal Rp.50,-
- b. Saham seri B sejumlah 130.000.000 dengan nilai nominal Rp.50,-

Untuk harga saham seri A sebelum pemecahan nilai nominal saham sebesar Rp.16.000,- dan setelah pemecahan nilai nominal saham sebesar Rp.800,-.

Sedangkan harga saham seri B sebelum pemecahan nilai nominal saham sebesar Rp.5.000,- dan setelah pemecahan nilai nominal saham sebesar Rp.250,-.

KEBIJAKAN DIVIDEN

Selama empat tahun berakhir dari tahun 2015 hingga 2018, Perseroan tidak membagikan dividen, disebabkan Perseroan masih mengalami akumulasi kerugian.

The company's has done split the nominal value of the shares with the ratio 1:20 to have the number of shares owned by the non controlling shareholders and non majority shareholders becomes more than 50,000,000 shares, so that the requirement under the above Indonesia Stock Exchange Listing Regulation Indonesia Stock Exchange Regulation No. I-A regarding Listing of Shares and Equity-Type Securities Other Than Shares Issued by Listed Companies as set forth in the Decree of the Board of Directors of PT. Bursa Efek Indonesia No. Kep-00001/BEI/01-2014, dated 20 January 2014 20 January 2014, can be complied with.

The approval stock split nominal of value of share, according letter by Indonesia Stock Exchange No.S-04759/BEI.PP1/08-2016 dated 3 August 2016 and the realization stock split nominal value effective by dated 12 August 2016.

Total of share which turn before stock split nominal value as follows:

- a. Total share series A of 3.500.000 with nominal value Rp.1.000,-
- b. Total share series B of 6.500.000 with nominal value Rp.1.000,-

Total of share which turn after stock split nominal value as follows:

- a. Total share series A of 70.000.000 with nominal value Rp.50,-
- b. Total share series B of 130.000.000 with nominal value Rp.50,-

The price share series A before stock split nominal value is Rp.16.000,- and after stock split is Rp.800,-

The price share series B before stock split nominal value is Rp.5.000,- and after stock split nominal value is Rp.250,-

DIVIDEND POLICY

For the four last years from 2015 until 2018, the Company's does not distributed dividend, caused the company's still accumulated loss.

03 Ekspor | Export







OCEANIA

NEW ZEALAND 

AUSTRALIA 

FIJI 

SOUTH AMERICA


NICARAGUA 


MEXICO 


AFRICA

SOUTH AFRIKA 

CHINA 


TAIWAN 

VIETNAM 

CAMBODIA 

MYANMAR 

HONGKONG 

JAPAN 

BANGLADESH 